

Overview

\$16,350.00

(03 Jan 2020 - 18 Jan 2021)

	Total	Long	Short
Net Profit	\$16,350.00	\$4,140.00	\$12,210.00
Profit Factor	2.34	1.70	2.92
Drawdown (%)	10.53%	10.30%	3.10%
Drawdown (\$)	\$2,720.00	\$2,610.00	\$1,190.00
Absolute Drawdown (\$)	\$1,885.00	\$2,270.00	\$195.00
Absolute Drawdown (%)	7.54%	9.08%	0.78%
Trades	211	89	122
Profitable Trades (%)	58.77%	56.18%	60.66%
Winning Trades	124	50	74
Losing Trades	87	39	48
Even Trades	8	3	5
Sharpe Ratio	1.74	0.83	1.97
Sortino Ratio	31.00	8.96	361.26

Distribution

\$16,350.00

(03 Jan 2020 - 18 Jan 2021)

	Total	Long	Short
Avg trade	\$77.49	\$46.52	\$100.08
Avg winning trade	\$230.60	\$200.30	\$251.08
Avg losing trade	(\$140.75)	(\$150.64)	(\$132.71)
Ratio Avg win / Avg loss	1.64	1.33	1.89
Max consecutive winners	9	6	7
Max consecutive losers	6	6	3
Largest winning trade	\$3,775.00	\$740.00	\$3,775.00
Largest losing trade	(\$730.00)	(\$730.00)	(\$520.00)

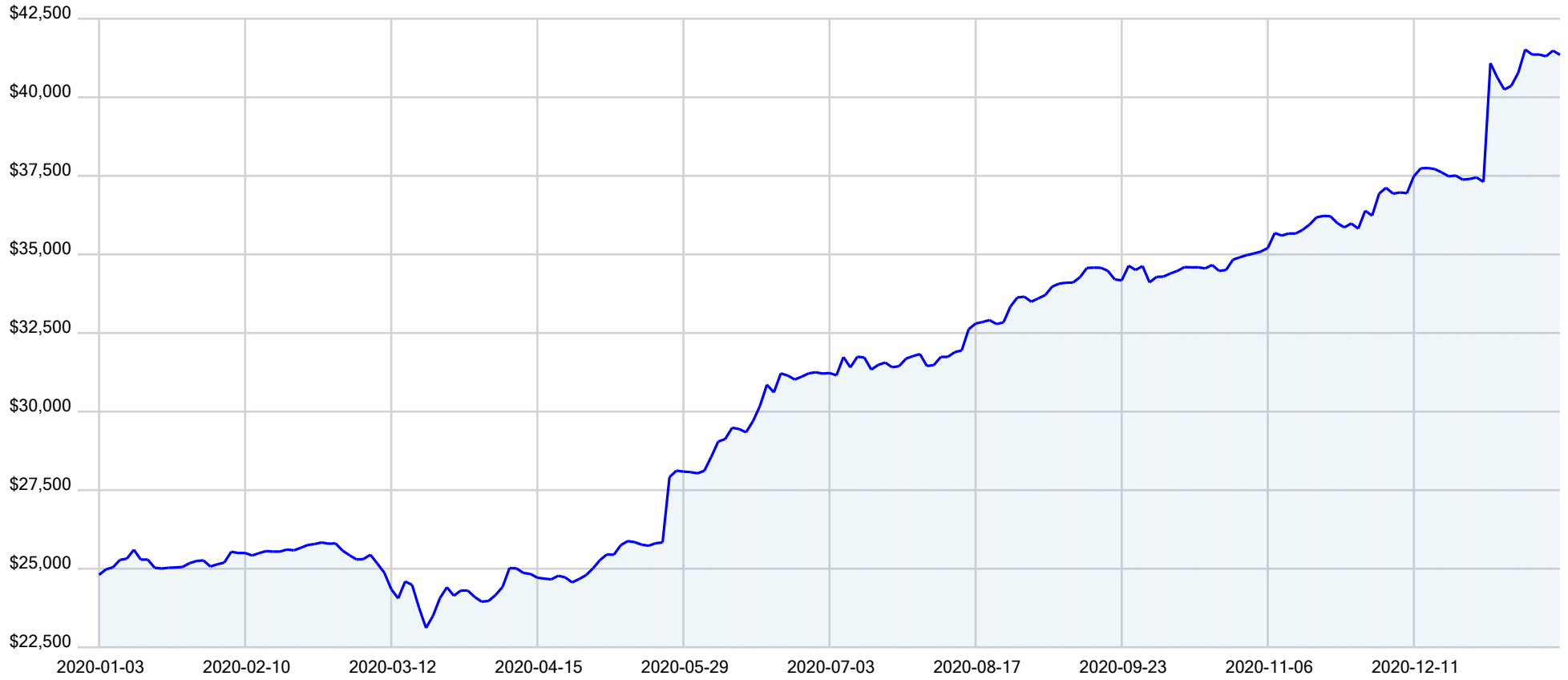
Return

\$16,350.00

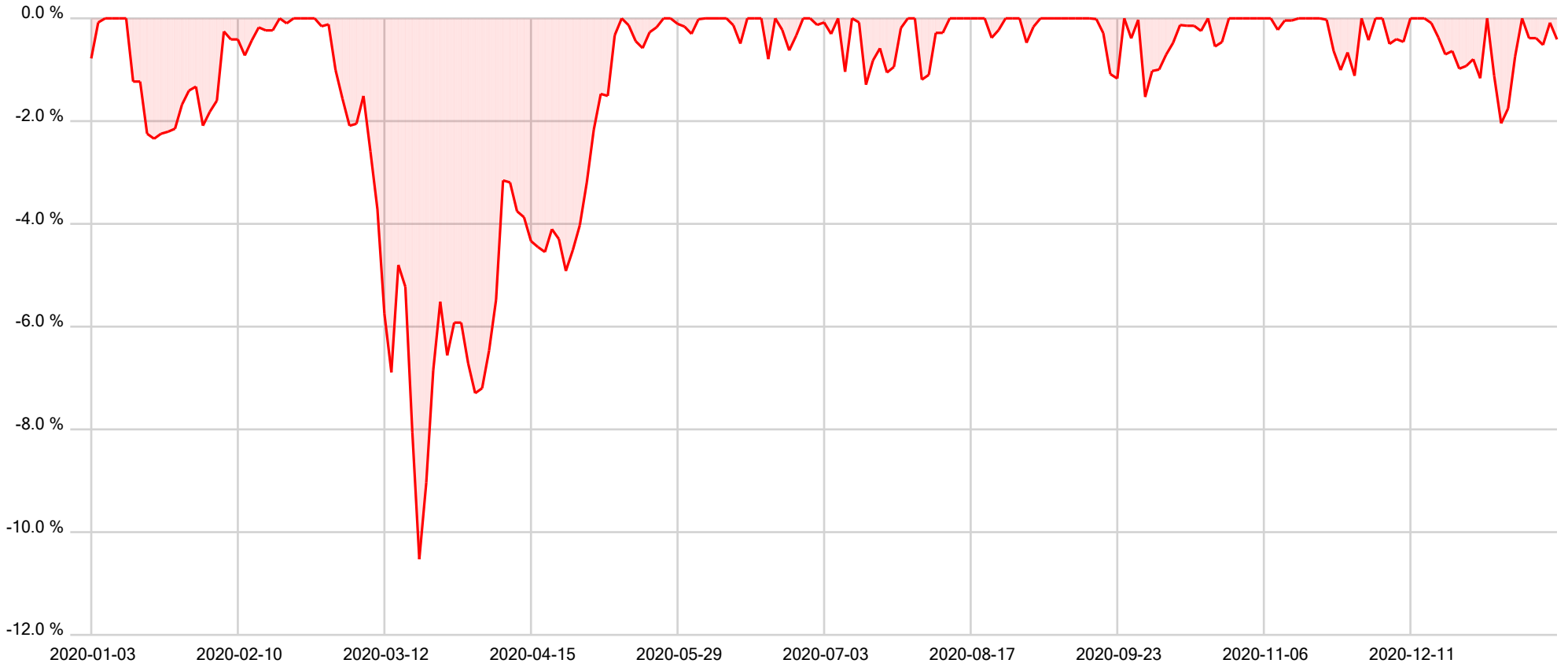
(03 Jan 2020 - 18 Jan 2021)

	Total	Long	Short
Avg Monthly return	4.05%	1.22%	3.15%
Avg Yearly return	30.03%	8.00%	22.98%


Equity



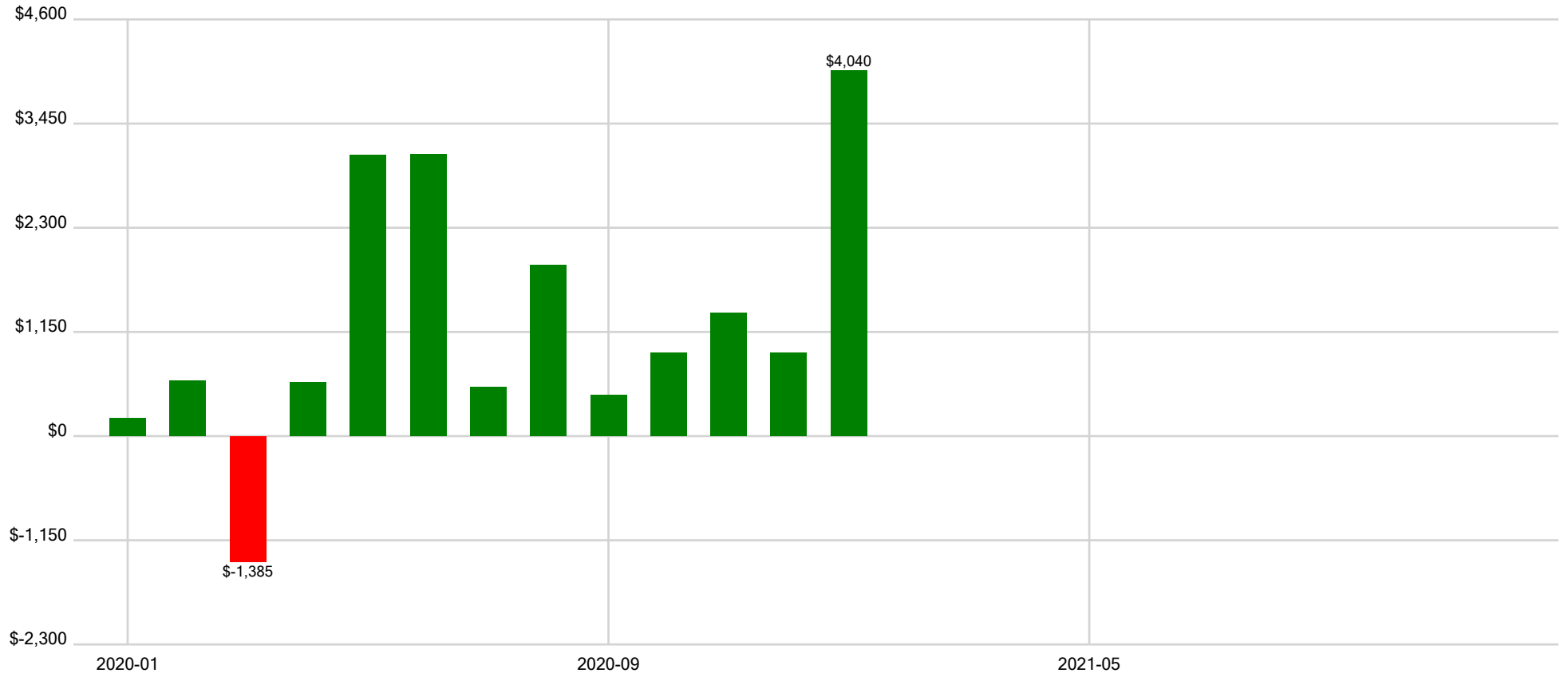
Drawdown



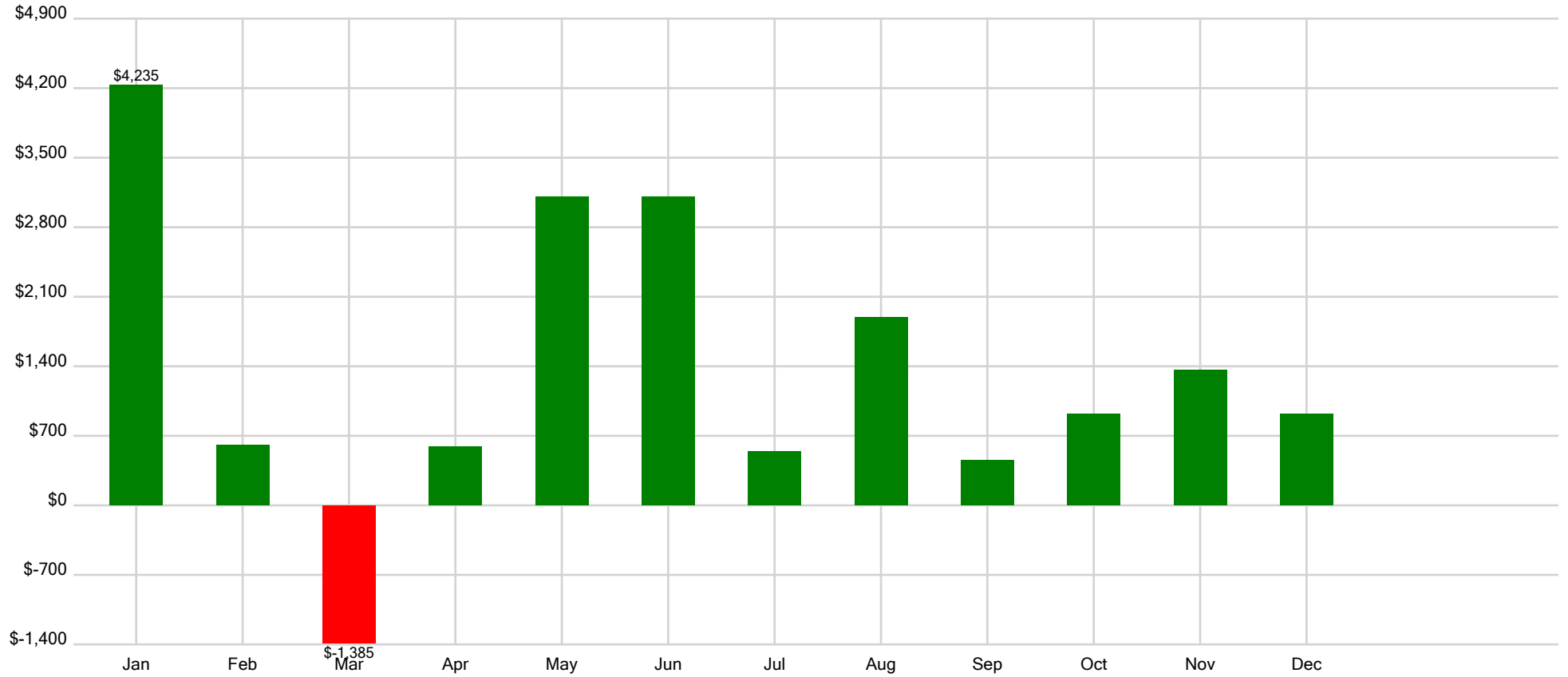
Yearly Returns



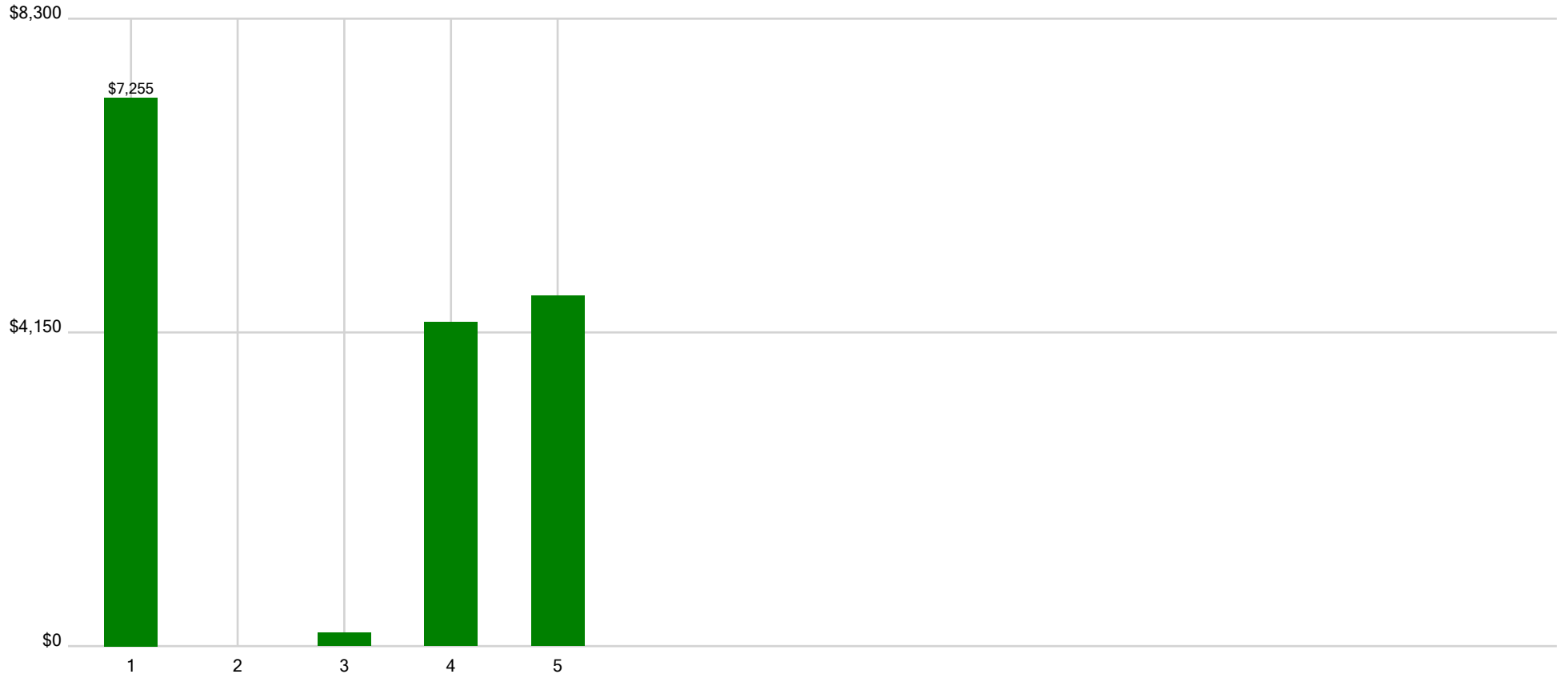
Monthly Returns



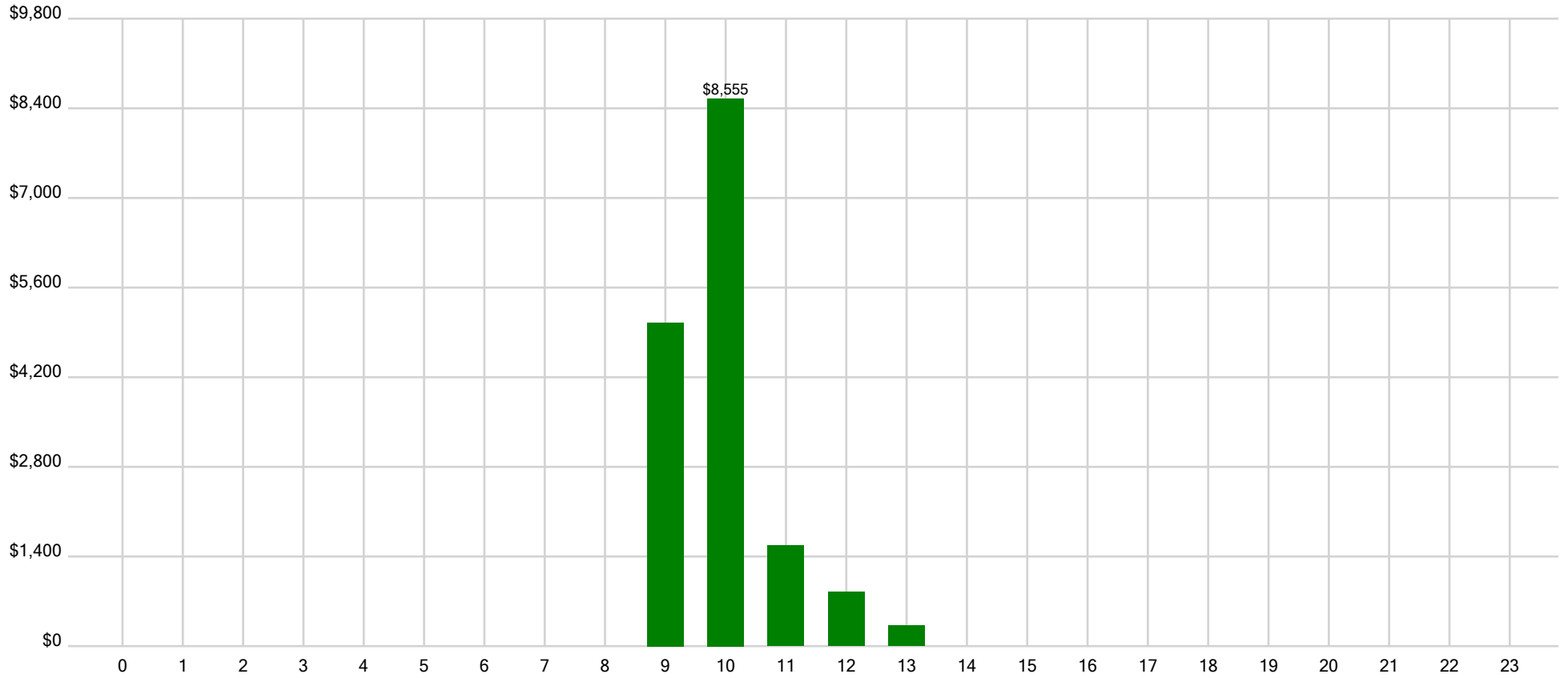
Month



Weekday



Hour



Trade number	Instrument	Market Pos	Qty	Entry Price	Entry Time	Exit Time	Exit Price	Commission	Profit	Equity
1	@PL	Sell	1	1,011.7	2020-01-03 10:11:00	2020-01-03 10:28:00	1,015.6	0	-195	24,805
2	@PL	Sell	1	1,012.5	2020-01-03 10:34:00	2020-01-03 11:16:00	1,009	0	175	24,980
3	@PL	Buy	1	1,009.9	2020-01-03 11:19:00	2020-01-03 11:37:00	1,011.2	0	65	25,045
4	@PL	Buy	1	983.2	2020-01-09 09:35:00	2020-01-09 10:21:00	987.9	0	235	25,280
5	@PL	Buy	1	997.1	2020-01-10 09:29:00	2020-01-10 10:17:00	997.9	0	40	25,320
6	@PL	Sell	1	1,045.3	2020-01-15 10:52:00	2020-01-15 11:23:00	1,039.6	0	285	25,605
7	@PL	Buy	1	1,040.8	2020-01-15 11:36:00	2020-01-15 11:49:00	1,034.5	0	-315	25,290
8	@PL	Sell	1	1,043.6	2020-01-15 13:07:00	2020-01-15 13:48:00	1,043.6	0	0	25,290
9	@PL	Buy	1	1,031.7	2020-01-16 11:09:00	2020-01-16 12:12:00	1,026.5	0	-260	25,030
10	@PL	Buy	1	1,023	2020-01-16 13:15:00	2020-01-16 13:57:00	1,022.5	0	-25	25,005
11	@PL	Sell	1	1,031.6	2020-01-22 10:04:00	2020-01-22 10:25:00	1,031.1	0	25	25,030
12	@PL	Sell	1	1,027	2020-01-23 10:10:00	2020-01-23 10:46:00	1,026.8	0	10	25,040
13	@PL	Sell	1	1,029.1	2020-01-24 12:34:00	2020-01-24 12:58:00	1,028.8	0	15	25,055
14	@PL	Sell	1	1,012.9	2020-01-27 12:05:00	2020-01-27 12:44:00	1,010.5	0	120	25,175
15	@PL	Sell	1	1,010	2020-01-27 13:02:00	2020-01-27 14:01:00	1,008.6	0	70	25,245
16	@PL	Sell	1	997	2020-01-29 12:20:00	2020-01-29 12:40:00	996.6	0	20	25,265
17	@PL	Sell	1	996.7	2020-01-30 09:37:00	2020-01-30 09:54:00	1,000.6	0	-195	25,070
18	@PL	Buy	1	981.5	2020-01-31 10:29:00	2020-01-31 11:07:00	982.9	0	70	25,140
19	@PL	Sell	1	981.9	2020-01-31 11:12:00	2020-01-31 12:33:00	980.8	0	55	25,195
20	@PL	Buy	1	996.6	2020-02-05 10:10:00	2020-02-05 11:34:00	1,003.5	0	345	25,540
21	@PL	Buy	1	986.4	2020-02-06 13:05:00	2020-02-06 13:21:00	985.6	0	-40	25,500
22	@PL	Sell	1	984.3	2020-02-10 11:39:00	2020-02-10 11:54:00	984.3	0	0	25,500
23	@PL	Sell	1	984.7	2020-02-10 12:59:00	2020-02-10 13:04:00	986.3	0	-80	25,420
24	@PL	Sell	1	985	2020-02-10 13:50:00	2020-02-10 14:31:00	983.5	0	75	25,495
25	@PL	Sell	1	993.9	2020-02-13 11:13:00	2020-02-13 11:47:00	992.6	0	65	25,560
26	@PL	Sell	1	993.4	2020-02-13 12:41:00	2020-02-13 12:56:00	993.7	0	-15	25,545
27	@PL	Sell	1	990.4	2020-02-17 09:44:00	2020-02-17 09:58:00	990.4	0	0	25,545
28	@PL	Sell	1	1,026.7	2020-02-19 09:28:00	2020-02-19 10:15:00	1,025.4	0	65	25,610
29	@PL	Buy	1	1,026.4	2020-02-19 10:25:00	2020-02-19 10:37:00	1,025.9	0	-25	25,585
30	@PL	Buy	1	1,024.5	2020-02-19 11:48:00	2020-02-19 13:33:00	1,026.1	0	80	25,665

Trade number	Instrument	Market Pos	Qty	Entry Price	Entry Time	Exit Time	Exit Price	Commission	Profit	Equity
31	@PL	Buy	1	1,007.3	2020-02-20 09:54:00	2020-02-20 10:17:00	1,009.1	0	90	25,755
32	@PL	Buy	1	998.4	2020-02-20 13:05:00	2020-02-20 13:34:00	999	0	30	25,785
33	@PL	Buy	1	998.8	2020-02-21 09:42:00	2020-02-21 10:24:00	999.8	0	50	25,835
34	@PL	Buy	1	934.4	2020-02-26 12:47:00	2020-02-26 13:03:00	933.6	0	-40	25,795
35	@PL	Buy	1	878.4	2020-02-28 10:55:00	2020-02-28 11:18:00	878.6	0	10	25,805
36	@PL	Sell	1	881.2	2020-03-02 11:10:00	2020-03-02 11:20:00	885.8	0	-230	25,575
37	@PL	Buy	1	878.9	2020-03-02 12:38:00	2020-03-02 13:18:00	876	0	-145	25,430
38	@PL	Sell	1	880.4	2020-03-05 12:21:00	2020-03-05 12:31:00	883.1	0	-135	25,295
39	@PL	Sell	1	885.3	2020-03-05 13:54:00	2020-03-05 14:14:00	885.1	0	10	25,305
40	@PL	Buy	1	913	2020-03-06 11:09:00	2020-03-06 12:31:00	915.8	0	140	25,445
41	@PL	Buy	1	890.3	2020-03-09 10:09:00	2020-03-09 10:54:00	884.7	0	-280	25,165
42	@PL	Buy	1	890.1	2020-03-11 13:18:00	2020-03-11 15:03:00	884.3	0	-290	24,875
43	@PL	Buy	1	831.4	2020-03-12 09:51:00	2020-03-12 10:14:00	820.9	0	-525	24,350
44	@PL	Sell	1	799.2	2020-03-12 13:41:00	2020-03-12 13:54:00	805.1	0	-295	24,055
45	@PL	Sell	1	686	2020-03-16 10:49:00	2020-03-16 11:11:00	675.2	0	540	24,595
46	@PL	Buy	1	677	2020-03-16 13:53:00	2020-03-16 13:59:00	674.8	0	-110	24,485
47	@PL	Buy	1	653	2020-03-18 09:40:00	2020-03-18 10:37:00	638.4	0	-730	23,755
48	@PL	Buy	1	642	2020-03-18 11:45:00	2020-03-18 12:16:00	629.2	0	-640	23,115
49	@PL	Buy	1	610.4	2020-03-19 11:27:00	2020-03-19 11:58:00	618.1	0	385	23,500
50	@PL	Buy	1	633.6	2020-03-20 10:06:00	2020-03-20 10:47:00	644.9	0	565	24,065
51	@PL	Buy	1	632.3	2020-03-20 12:33:00	2020-03-20 13:05:00	639.2	0	345	24,410
52	@PL	Buy	1	638.6	2020-03-20 13:46:00	2020-03-20 14:17:00	633.2	0	-270	24,140
53	@PL	Sell	1	745.5	2020-03-25 11:32:00	2020-03-25 12:00:00	742.2	0	165	24,305
54	@PL	Buy	1	755.2	2020-03-27 09:28:00	2020-03-27 09:40:00	755.2	0	0	24,305
55	@PL	Sell	1	756.1	2020-03-27 11:43:00	2020-03-27 12:11:00	760.2	0	-205	24,100
56	@PL	Sell	1	758.1	2020-03-27 12:31:00	2020-03-27 16:00:00	761.1	0	-150	23,950
57	@PL	Sell	1	745.1	2020-03-30 10:07:00	2020-03-30 10:26:00	744.6	0	25	23,975
58	@PL	Buy	1	744	2020-03-30 11:30:00	2020-03-30 12:13:00	747.8	0	190	24,165
59	@PL	Sell	1	746.3	2020-03-30 12:21:00	2020-03-30 12:59:00	741.2	0	255	24,420
60	@PL	Buy	1	729.7	2020-04-01 09:53:00	2020-04-01 10:58:00	741.7	0	600	25,020

Trade number	Instrument	Market Pos	Qty	Entry Price	Entry Time	Exit Time	Exit Price	Commission	Profit	Equity
61	@PL	Buy	1	735.9	2020-04-01 13:58:00	2020-04-01 14:56:00	735.7	0	-10	25,010
62	@PL	Sell	1	746.5	2020-04-02 13:31:00	2020-04-02 13:53:00	749.4	0	-145	24,865
63	@PL	Sell	1	751.6	2020-04-06 11:28:00	2020-04-06 11:41:00	752.2	0	-30	24,835
64	@PL	Sell	1	753	2020-04-06 13:40:00	2020-04-06 13:59:00	755.4	0	-120	24,715
65	@PL	Buy	1	825.1	2020-04-15 12:12:00	2020-04-15 12:27:00	824.5	0	-30	24,685
66	@PL	Buy	1	824.7	2020-04-16 11:15:00	2020-04-16 11:36:00	824.2	0	-25	24,660
67	@PL	Buy	1	806.2	2020-04-17 13:16:00	2020-04-17 13:58:00	808.5	0	115	24,775
68	@PL	Buy	1	781.4	2020-04-22 11:54:00	2020-04-22 12:09:00	780.4	0	-50	24,725
69	@PL	Buy	1	803.6	2020-04-24 09:30:00	2020-04-24 09:41:00	800.4	0	-160	24,565
70	@PL	Buy	1	793.1	2020-04-27 10:21:00	2020-04-27 10:57:00	795.2	0	105	24,670
71	@PL	Buy	1	796.7	2020-04-27 13:32:00	2020-04-27 15:52:00	799.2	0	125	24,795
72	@PL	Sell	1	836.3	2020-04-29 10:11:00	2020-04-29 10:54:00	832	0	215	25,010
73	@PL	Sell	1	802.7	2020-05-01 10:01:00	2020-05-01 10:35:00	797.4	0	265	25,275
74	@PL	Sell	1	801.8	2020-05-01 11:47:00	2020-05-01 12:13:00	798.2	0	180	25,455
75	@PL	Buy	1	797.1	2020-05-04 13:52:00	2020-05-04 14:09:00	796.9	0	-10	25,445
76	@PL	Buy	1	785.7	2020-05-06 09:27:00	2020-05-06 09:56:00	791.8	0	305	25,750
77	@PL	Buy	1	796.5	2020-05-11 09:37:00	2020-05-11 10:12:00	799.1	0	130	25,880
78	@PL	Buy	1	790.7	2020-05-13 11:31:00	2020-05-13 11:48:00	790	0	-35	25,845
79	@PL	Sell	1	789.7	2020-05-13 13:43:00	2020-05-13 13:50:00	791.3	0	-80	25,765
80	@PL	Sell	1	797	2020-05-14 10:34:00	2020-05-14 10:50:00	797.7	0	-35	25,730
81	@PL	Sell	1	888.4	2020-05-18 12:08:00	2020-05-18 12:33:00	886.8	0	80	25,810
82	@PL	Buy	1	954.4	2020-05-20 12:19:00	2020-05-20 12:38:00	954.9	0	25	25,835
83	@PL	Sell	1	926.4	2020-05-21 09:42:00	2020-05-21 10:51:00	884.8	0	2,080	27,915
84	@PL	Buy	1	908.2	2020-05-25 11:03:00	2020-05-25 11:48:00	912.3	0	205	28,120
85	@PL	Sell	1	910.5	2020-05-25 11:54:00	2020-05-25 12:29:00	911.1	0	-30	28,090
86	@PL	Sell	1	893.8	2020-05-29 10:30:00	2020-05-29 10:39:00	894.1	0	-15	28,075
87	@PL	Buy	1	892.1	2020-05-29 11:23:00	2020-05-29 11:43:00	891.3	0	-40	28,035
88	@PL	Sell	1	894.1	2020-05-29 13:42:00	2020-05-29 14:07:00	892.5	0	80	28,115
89	@PL	Sell	1	881.3	2020-06-03 10:11:00	2020-06-03 10:48:00	872.4	0	445	28,560
90	@PL	Sell	1	880.3	2020-06-04 09:38:00	2020-06-04 10:14:00	870.6	0	485	29,045

Trade number	Instrument	Market Pos	Qty	Entry Price	Entry Time	Exit Time	Exit Price	Commission	Profit	Equity
91	@PL	Buy	1	844.3	2020-06-05 11:04:00	2020-06-05 11:59:00	845.9	0	80	29,125
92	@PL	Sell	1	856.7	2020-06-11 10:36:00	2020-06-11 11:31:00	849.5	0	360	29,485
93	@PL	Buy	1	845.3	2020-06-11 13:13:00	2020-06-11 13:48:00	844.5	0	-40	29,445
94	@PL	Sell	1	843.9	2020-06-11 13:54:00	2020-06-11 13:56:00	846	0	-105	29,340
95	@PL	Sell	1	845.4	2020-06-12 12:18:00	2020-06-12 13:28:00	838.3	0	355	29,695
96	@PL	Buy	1	822.5	2020-06-15 09:57:00	2020-06-15 10:41:00	832.2	0	485	30,180
97	@PL	Sell	1	861.3	2020-06-19 11:36:00	2020-06-19 12:49:00	847.8	0	675	30,855
98	@PL	Buy	1	849.4	2020-06-19 13:00:00	2020-06-19 14:21:00	844.5	0	-245	30,610
99	@PL	Buy	1	859.5	2020-06-22 09:24:00	2020-06-22 10:18:00	871.6	0	605	31,215
100	@PL	Buy	1	863	2020-06-22 11:20:00	2020-06-22 11:32:00	861.6	0	-70	31,145
101	@PL	Sell	1	862.1	2020-06-22 11:59:00	2020-06-22 12:18:00	864.6	0	-125	31,020
102	@PL	Sell	1	820.8	2020-06-24 13:28:00	2020-06-24 14:57:00	819	0	90	31,110
103	@PL	Buy	1	816.7	2020-06-25 10:23:00	2020-06-25 10:50:00	818.8	0	105	31,215
104	@PL	Buy	1	828.2	2020-06-26 09:22:00	2020-06-26 09:43:00	828.9	0	35	31,250
105	@PL	Sell	1	830.3	2020-06-26 13:15:00	2020-06-26 13:46:00	831.1	0	-40	31,210
106	@PL	Sell	1	842.7	2020-06-29 12:54:00	2020-06-29 13:22:00	842.4	0	15	31,225
107	@PL	Sell	1	836.8	2020-07-03 12:07:00	2020-07-03 12:31:00	838.2	0	-70	31,155
108	@PL	Sell	1	861.7	2020-07-06 09:28:00	2020-07-06 10:32:00	850.1	0	580	31,735
109	@PL	Sell	1	886.7	2020-07-08 10:03:00	2020-07-08 10:25:00	893.3	0	-330	31,405
110	@PL	Buy	1	892.2	2020-07-08 11:38:00	2020-07-08 12:40:00	899	0	340	31,745
111	@PL	Sell	1	897.2	2020-07-08 12:54:00	2020-07-08 13:04:00	897.7	0	-25	31,720
112	@PL	Buy	1	864	2020-07-09 11:55:00	2020-07-09 12:30:00	856.3	0	-385	31,335
113	@PL	Sell	1	870.2	2020-07-10 11:03:00	2020-07-10 11:43:00	867.2	0	150	31,485
114	@PL	Buy	1	852.3	2020-07-15 10:20:00	2020-07-15 10:47:00	853.8	0	75	31,560
115	@PL	Sell	1	971.5	2020-07-24 09:41:00	2020-07-24 09:52:00	974.5	0	-150	31,410
116	@PL	Sell	1	974.4	2020-07-24 10:36:00	2020-07-24 11:14:00	973.7	0	35	31,445
117	@PL	Buy	1	913.6	2020-07-30 11:34:00	2020-07-30 12:06:00	918.4	0	240	31,685
118	@PL	Sell	1	928.1	2020-07-30 13:30:00	2020-07-30 14:39:00	926.5	0	80	31,765
119	@PL	Sell	1	944.2	2020-08-03 09:42:00	2020-08-03 10:06:00	942.9	0	65	31,830
120	@PL	Sell	1	1,013.1	2020-08-05 11:00:00	2020-08-05 11:11:00	1,020.7	0	-380	31,450



Trade number	Instrument	Market Pos	Qty	Entry Price	Entry Time	Exit Time	Exit Price	Commission	Profit	Equity
121	@PL	Sell	1	1,021.8	2020-08-06 13:15:00	2020-08-06 13:41:00	1,021.2	0	30	31,480
122	@PL	Buy	1	986.7	2020-08-07 10:49:00	2020-08-07 11:31:00	991.9	0	260	31,740
123	@PL	Buy	1	985.1	2020-08-07 12:36:00	2020-08-07 12:50:00	985.1	0	0	31,740
124	@PL	Sell	1	970.4	2020-08-12 13:00:00	2020-08-12 13:47:00	967.4	0	150	31,890
125	@PL	Buy	1	989.2	2020-08-13 11:05:00	2020-08-13 12:29:00	990.3	0	55	31,945
126	@PL	Sell	1	994.7	2020-08-13 13:37:00	2020-08-13 14:24:00	981.2	0	675	32,620
127	@PL	Sell	1	986.9	2020-08-14 09:52:00	2020-08-14 11:22:00	983.3	0	180	32,800
128	@PL	Sell	1	981	2020-08-17 13:43:00	2020-08-17 14:09:00	980	0	50	32,850
129	@PL	Buy	1	937.4	2020-08-24 13:02:00	2020-08-24 13:24:00	938.6	0	60	32,910
130	@PL	Sell	1	952.7	2020-08-26 13:29:00	2020-08-26 14:09:00	955.2	0	-125	32,785
131	@PL	Sell	1	939.9	2020-08-27 10:41:00	2020-08-27 10:59:00	938.9	0	50	32,835
132	@PL	Buy	1	938.6	2020-08-27 11:40:00	2020-08-27 12:31:00	948.7	0	505	33,340
133	@PL	Sell	1	947.4	2020-08-27 12:43:00	2020-08-27 13:30:00	941.6	0	290	33,630
134	@PL	Sell	1	951.7	2020-08-28 13:49:00	2020-08-28 14:09:00	951.2	0	25	33,655
135	@PL	Sell	1	918.1	2020-09-03 09:41:00	2020-09-03 09:55:00	921.3	0	-160	33,495
136	@PL	Sell	1	920	2020-09-03 10:14:00	2020-09-03 10:38:00	917.9	0	105	33,600
137	@PL	Buy	1	908.5	2020-09-03 11:54:00	2020-09-03 12:36:00	910.6	0	105	33,705
138	@PL	Buy	1	908.8	2020-09-04 12:23:00	2020-09-04 13:01:00	914.2	0	270	33,975
139	@PL	Sell	1	935.7	2020-09-09 10:09:00	2020-09-09 10:29:00	933.8	0	95	34,070
140	@PL	Sell	1	936.2	2020-09-09 11:10:00	2020-09-09 11:34:00	935.6	0	30	34,100
141	@PL	Buy	1	935.1	2020-09-09 12:11:00	2020-09-09 12:25:00	935.2	0	5	34,105
142	@PL	Sell	1	953.5	2020-09-10 10:28:00	2020-09-10 11:04:00	950.1	0	170	34,275
143	@PL	Sell	1	954.2	2020-09-10 13:40:00	2020-09-10 14:38:00	948.3	0	295	34,570
144	@PL	Sell	1	956	2020-09-11 11:00:00	2020-09-11 11:30:00	955.8	0	10	34,580
145	@PL	Sell	1	997.2	2020-09-16 12:14:00	2020-09-16 12:22:00	997.3	0	-5	34,575
146	@PL	Buy	1	998	2020-09-16 12:33:00	2020-09-16 12:37:00	996.1	0	-95	34,480
147	@PL	Sell	1	859.2	2020-09-23 10:56:00	2020-09-23 11:06:00	864.7	0	-275	34,205
148	@PL	Sell	1	862.5	2020-09-23 11:33:00	2020-09-23 11:55:00	863.1	0	-30	34,175
149	@PL	Sell	1	857.6	2020-09-23 12:59:00	2020-09-23 14:13:00	848.3	0	465	34,640
150	@PL	Buy	1	848.5	2020-09-25 09:42:00	2020-09-25 09:49:00	845.8	0	-135	34,505



Trade number	Instrument	Market Pos	Qty	Entry Price	Entry Time	Exit Time	Exit Price	Commission	Profit	Equity
151	@PL	Sell	1	856.2	2020-09-25 11:05:00	2020-09-25 12:13:00	853.7	0	125	34,630
152	@PL	Sell	1	886.6	2020-09-28 10:41:00	2020-09-28 12:12:00	897	0	-520	34,110
153	@PL	Sell	1	915.8	2020-10-01 13:44:00	2020-10-01 14:24:00	912.3	0	175	34,285
154	@PL	Sell	1	904.5	2020-10-02 10:42:00	2020-10-02 11:10:00	904.3	0	10	34,295
155	@PL	Buy	1	873.1	2020-10-14 09:49:00	2020-10-14 10:08:00	875.1	0	100	34,395
156	@PL	Buy	1	871.8	2020-10-14 10:55:00	2020-10-14 11:37:00	873.4	0	80	34,475
157	@PL	Sell	1	880.2	2020-10-16 10:32:00	2020-10-16 10:54:00	877.8	0	120	34,595
158	@PL	Sell	1	877.4	2020-10-16 12:13:00	2020-10-16 12:27:00	877.5	0	-5	34,590
159	@PL	Buy	1	888.8	2020-10-22 12:20:00	2020-10-22 13:06:00	888.8	0	0	34,590
160	@PL	Sell	1	891.8	2020-10-22 13:52:00	2020-10-22 15:28:00	892.5	0	-35	34,555
161	@PL	Sell	1	922.9	2020-10-23 10:25:00	2020-10-23 11:02:00	920.7	0	110	34,665
162	@PL	Buy	1	916	2020-10-23 12:44:00	2020-10-23 13:05:00	912.2	0	-190	34,475
163	@PL	Buy	1	915.7	2020-10-23 13:25:00	2020-10-23 14:36:00	916.3	0	30	34,505
164	@PL	Sell	1	887.8	2020-10-26 10:09:00	2020-10-26 11:11:00	881.2	0	330	34,835
165	@PL	Buy	1	881.1	2020-10-26 11:41:00	2020-10-26 12:07:00	882.6	0	75	34,910
166	@PL	Sell	1	882.3	2020-10-28 12:39:00	2020-10-28 12:57:00	880.9	0	70	34,980
167	@PL	Sell	1	863.5	2020-10-29 10:08:00	2020-10-29 11:16:00	862.5	0	50	35,030
168	@PL	Sell	1	880.7	2020-11-04 10:53:00	2020-11-04 11:37:00	879.5	0	60	35,090
169	@PL	Sell	1	909.3	2020-11-05 10:52:00	2020-11-05 12:17:00	907	0	115	35,205
170	@PL	Sell	1	917.3	2020-11-06 09:23:00	2020-11-06 10:07:00	907.8	0	475	35,680
171	@PL	Buy	1	872	2020-11-11 10:29:00	2020-11-11 10:44:00	870.4	0	-80	35,600
172	@PL	Buy	1	871.5	2020-11-11 11:00:00	2020-11-11 11:18:00	872.8	0	65	35,665
173	@PL	Sell	1	899.5	2020-11-13 11:33:00	2020-11-13 11:47:00	899.5	0	0	35,665
174	@PL	Sell	1	915.8	2020-11-16 09:49:00	2020-11-16 10:08:00	913.5	0	115	35,780
175	@PL	Sell	1	959.7	2020-11-18 11:29:00	2020-11-18 11:52:00	956.3	0	170	35,950
176	@PL	Sell	1	958.7	2020-11-19 10:55:00	2020-11-19 11:23:00	954.1	0	230	36,180
177	@PL	Sell	1	972.1	2020-11-20 09:51:00	2020-11-20 10:04:00	971.2	0	45	36,225
178	@PL	Buy	1	947.4	2020-11-23 10:33:00	2020-11-23 10:46:00	947.2	0	-10	36,215
179	@PL	Sell	1	973	2020-11-25 11:05:00	2020-11-25 11:08:00	977.4	0	-220	35,995
180	@PL	Buy	1	975	2020-11-25 13:38:00	2020-11-25 14:12:00	972.3	0	-135	35,860

Trade number	Instrument	Market Pos	Qty	Entry Price	Entry Time	Exit Time	Exit Price	Commission	Profit	Equity
181	@PL	Sell	1	976	2020-11-27 11:44:00	2020-11-27 12:11:00	973.5	0	125	35,985
182	@PL	Sell	1	985	2020-11-30 09:37:00	2020-11-30 10:05:00	988.3	0	-165	35,820
183	@PL	Sell	1	984.6	2020-11-30 10:25:00	2020-11-30 11:36:00	973.2	0	570	36,390
184	@PL	Buy	1	1,022.8	2020-12-02 12:31:00	2020-12-02 12:44:00	1,019.7	0	-155	36,235
185	@PL	Sell	1	1,041.6	2020-12-03 10:51:00	2020-12-03 11:25:00	1,027.6	0	700	36,935
186	@PL	Buy	1	1,072.1	2020-12-04 11:42:00	2020-12-04 12:11:00	1,075.8	0	185	37,120
187	@PL	Sell	1	1,076.9	2020-12-04 12:54:00	2020-12-04 13:02:00	1,080.6	0	-185	36,935
188	@PL	Sell	1	1,058.2	2020-12-07 11:37:00	2020-12-07 11:53:00	1,057.5	0	35	36,970
189	@PL	Sell	1	1,036.6	2020-12-09 10:44:00	2020-12-09 11:13:00	1,037	0	-20	36,950
190	@PL	Buy	1	1,022.1	2020-12-11 10:00:00	2020-12-11 10:38:00	1,032.9	0	540	37,490
191	@PL	Sell	1	1,030.3	2020-12-11 11:32:00	2020-12-11 12:13:00	1,025.3	0	250	37,740
192	@PL	Buy	1	1,041.8	2020-12-16 11:13:00	2020-12-16 11:32:00	1,042	0	10	37,750
193	@PL	Buy	1	1,050.8	2020-12-17 10:50:00	2020-12-17 11:07:00	1,050.1	0	-35	37,715
194	@PL	Buy	1	1,051.4	2020-12-18 10:10:00	2020-12-18 10:25:00	1,049.3	0	-105	37,610
195	@PL	Sell	1	1,005.9	2020-12-21 10:06:00	2020-12-21 10:34:00	1,008.4	0	-125	37,485
196	@PL	Sell	1	1,023.8	2020-12-23 10:55:00	2020-12-23 11:06:00	1,023.3	0	25	37,510
197	@PL	Sell	1	1,075.8	2020-12-30 10:15:00	2020-12-30 10:32:00	1,078.4	0	-130	37,380
198	@PL	Sell	1	1,077.4	2020-12-30 11:30:00	2020-12-30 11:51:00	1,077	0	20	37,400
199	@PL	Sell	1	1,082.9	2020-12-31 09:55:00	2020-12-31 10:03:00	1,081.9	0	50	37,450
200	@PL	Buy	1	1,079.6	2020-12-31 13:04:00	2020-12-31 13:11:00	1,076.8	0	-140	37,310
201	@PL	Sell	1	1,131.7	2021-01-04 10:18:00	2021-01-04 12:17:00	1,056.2	0	3,775	41,085
202	@PL	Sell	1	1,113.9	2021-01-07 09:41:00	2021-01-07 10:04:00	1,123.1	0	-460	40,625
203	@PL	Sell	1	1,116.9	2021-01-07 10:14:00	2021-01-07 10:51:00	1,124.5	0	-380	40,245
204	@PL	Buy	1	1,089.2	2021-01-08 10:40:00	2021-01-08 11:06:00	1,091.6	0	120	40,365
205	@PL	Buy	1	1,065	2021-01-08 13:53:00	2021-01-08 16:00:00	1,073.3	0	415	40,780
206	@PL	Buy	1	1,021.2	2021-01-11 09:41:00	2021-01-11 10:25:00	1,036	0	740	41,520
207	@PL	Sell	1	1,035.5	2021-01-11 12:22:00	2021-01-11 12:31:00	1,038.7	0	-160	41,360
208	@PL	Sell	1	1,108.1	2021-01-13 13:18:00	2021-01-13 15:48:00	1,108.1	0	0	41,360
209	@PL	Sell	1	1,115.7	2021-01-14 10:46:00	2021-01-14 11:08:00	1,116.8	0	-55	41,305
210	@PL	Buy	1	1,084.1	2021-01-18 09:41:00	2021-01-18 10:29:00	1,087.7	0	180	41,485

xBRAT PL 1min



Trade number	Instrument	Market Pos	Qty	Entry Price	Entry Time	Exit Time	Exit Price	Commission	Profit	Equity
211	@PL	Sell	1	1,088.7	2021-01-18 11:52:00	2021-01-18 12:48:00	1,091.4	0	-135	41,350