

# Overview

**\$7,210.00**

(13 Jan 2020 - 13 Jan 2021)

	Total	Long	Short
Net Profit	\$7,210.00	\$5,090.00	\$2,120.00
Profit Factor	3.94	5.63	2.57
Drawdown (%)	2.97%	2.34%	2.33%
Drawdown (\$)	\$850.00	\$645.00	\$590.00
Absolute Drawdown (\$)	\$475.00	\$85.00	\$475.00
Absolute Drawdown (%)	1.90%	0.34%	1.90%
Trades	46	24	22
Profitable Trades (%)	69.57%	66.67%	72.73%
Winning Trades	32	16	16
Losing Trades	14	8	6
Even Trades	1	1	0
Sharpe Ratio	1.76	1.18	1.11
Sortino Ratio	95.25	48.35	16.36

## Distribution

**\$7,210.00**

(13 Jan 2020 - 13 Jan 2021)

	Total	Long	Short
Avg trade	\$156.74	\$212.08	\$96.36
Avg winning trade	\$301.88	\$386.88	\$216.88
Avg losing trade	(\$175.00)	(\$137.50)	(\$225.00)
Ratio Avg win / Avg loss	1.73	2.81	0.96
Max consecutive winners	7	8	6
Max consecutive losers	3	2	3
Largest winning trade	\$975.00	\$975.00	\$350.00
Largest losing trade	(\$645.00)	(\$645.00)	(\$475.00)

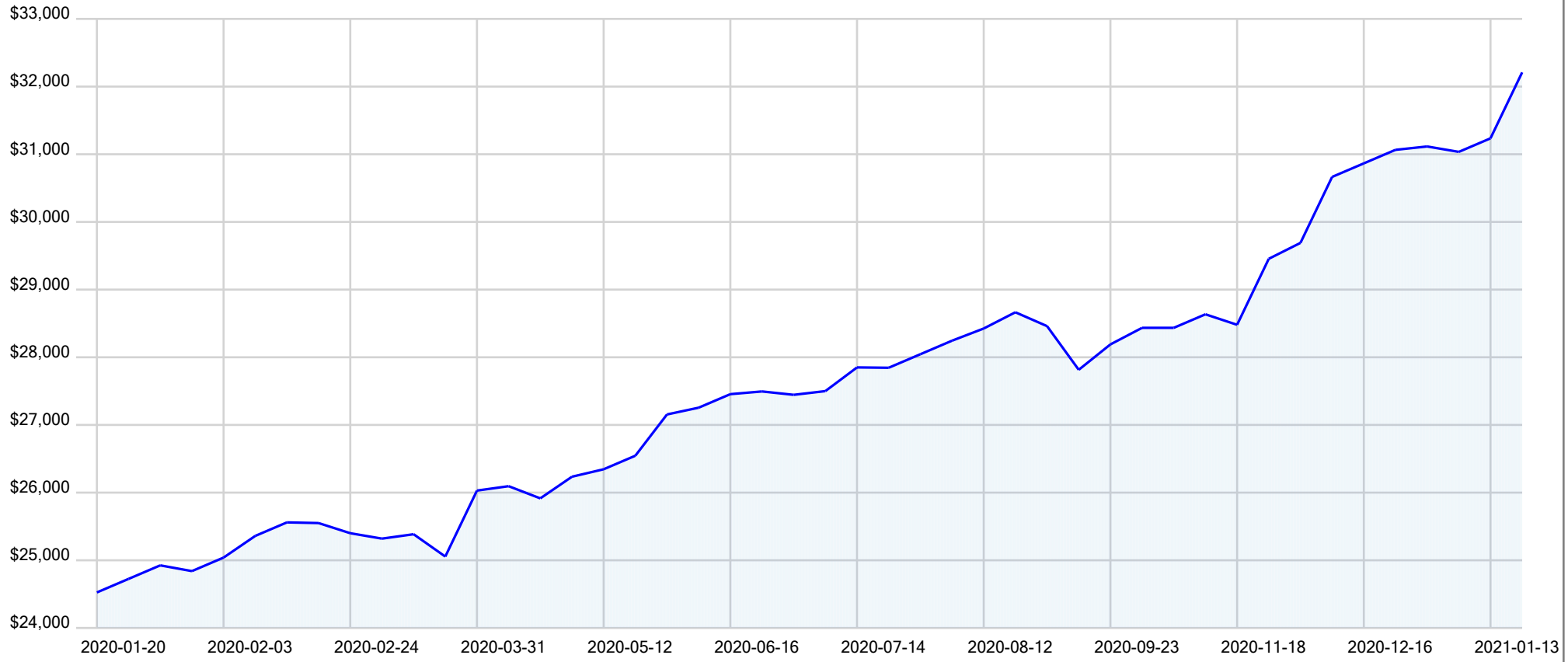
# Return

**\$7,210.00**

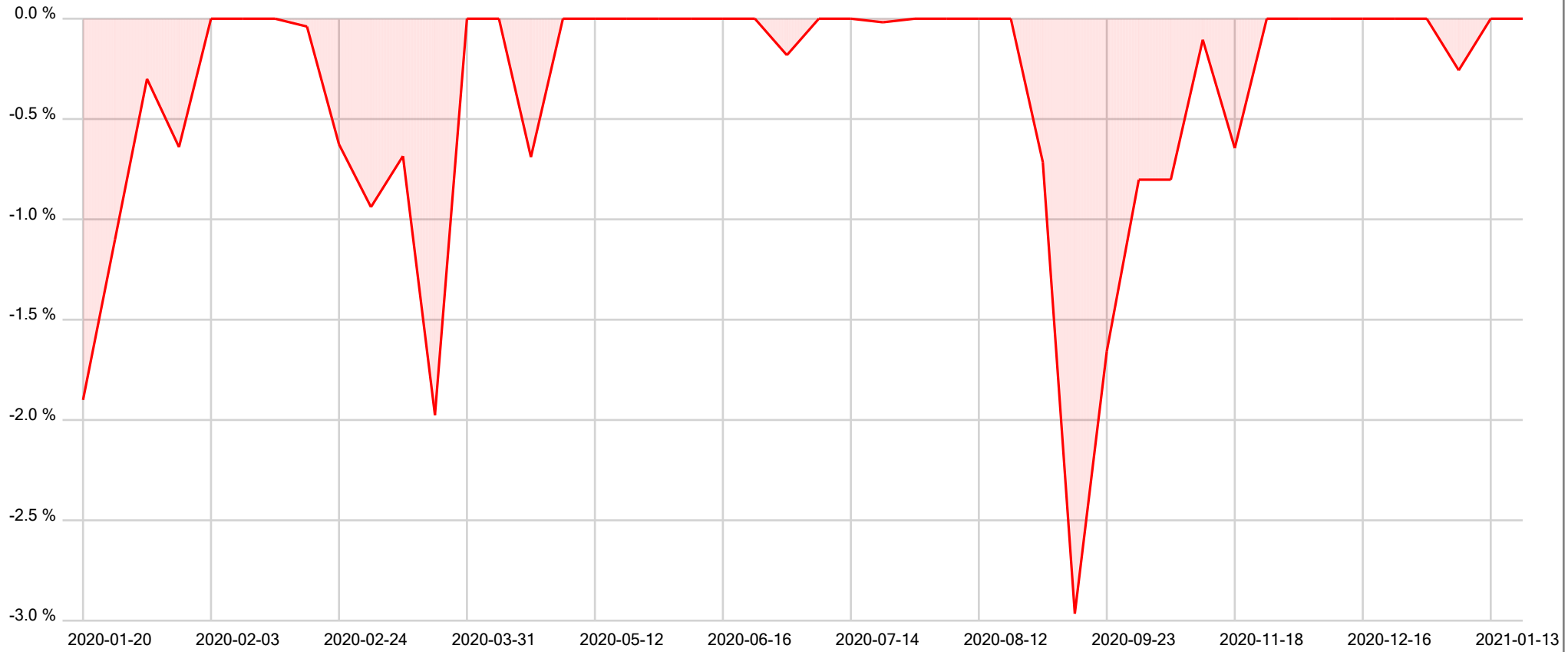
(13 Jan 2020 - 13 Jan 2021)

	Total	Long	Short
Avg Monthly return	1.99%	1.46%	0.63%
Avg Yearly return	13.96%	9.90%	4.21%

# Equity



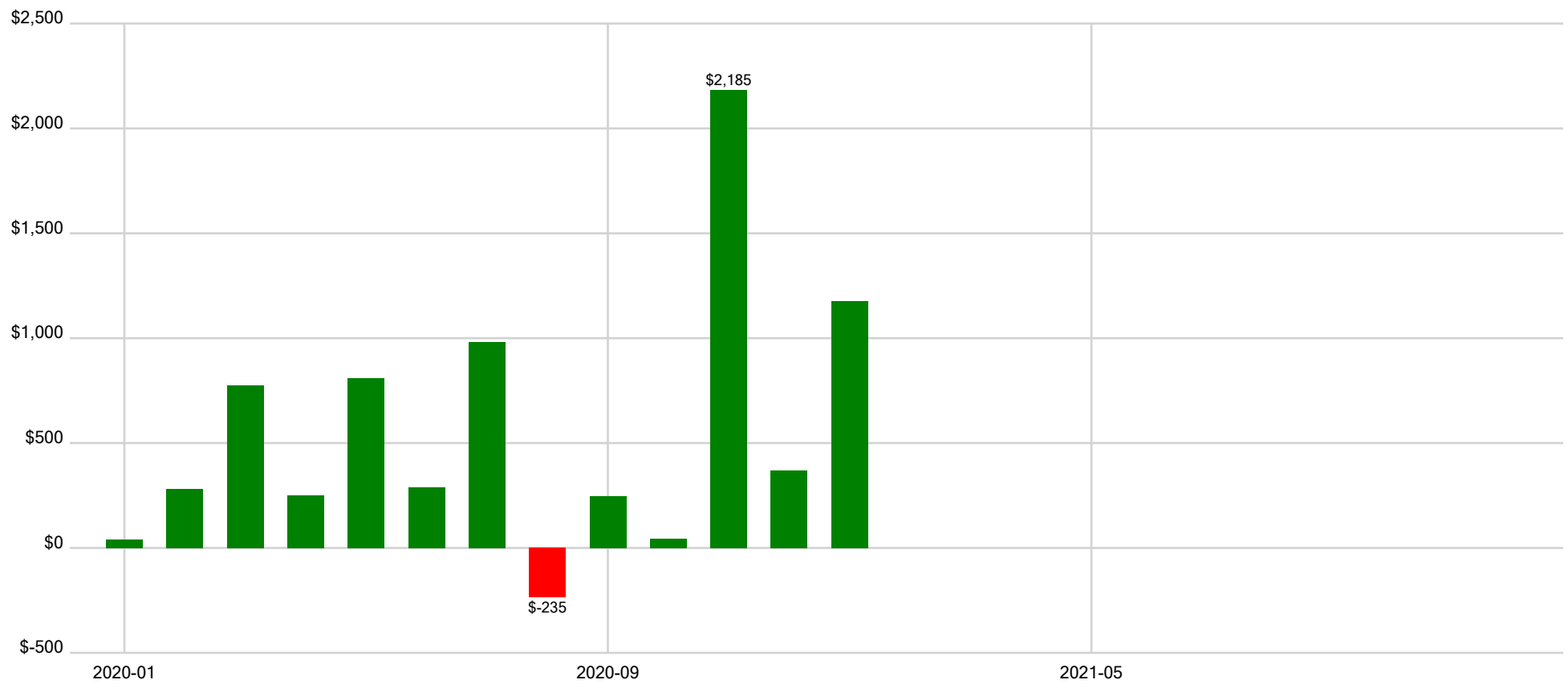
# Drawdown



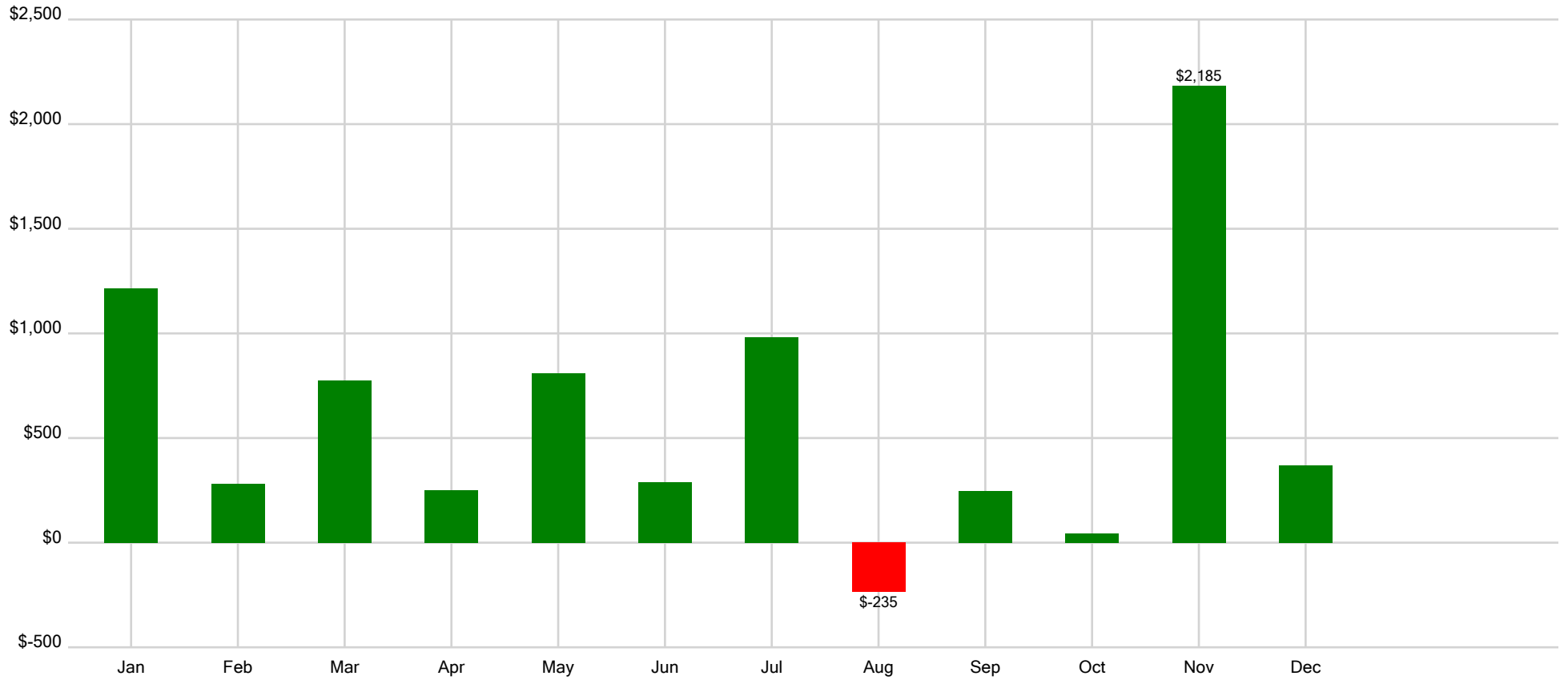
# Yearly Returns



# Monthly Returns

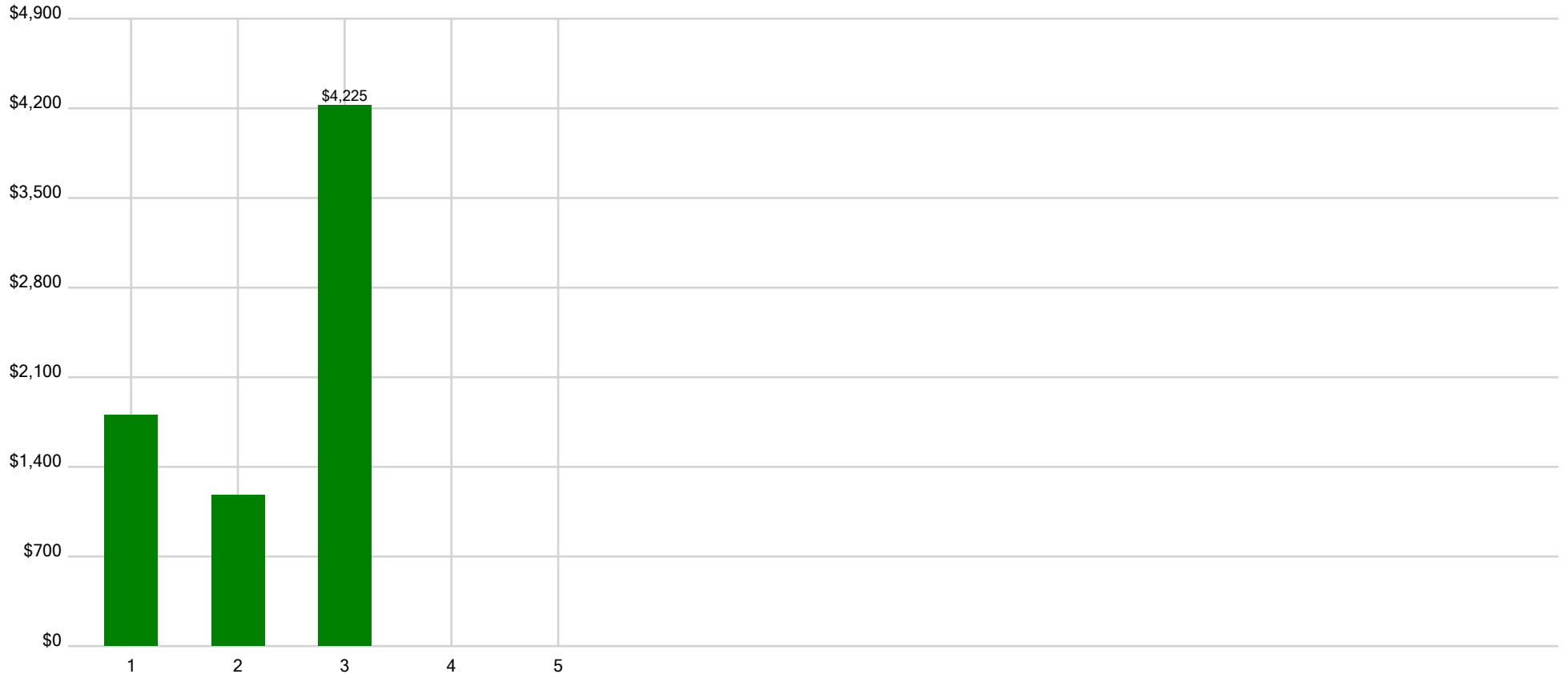


# Month

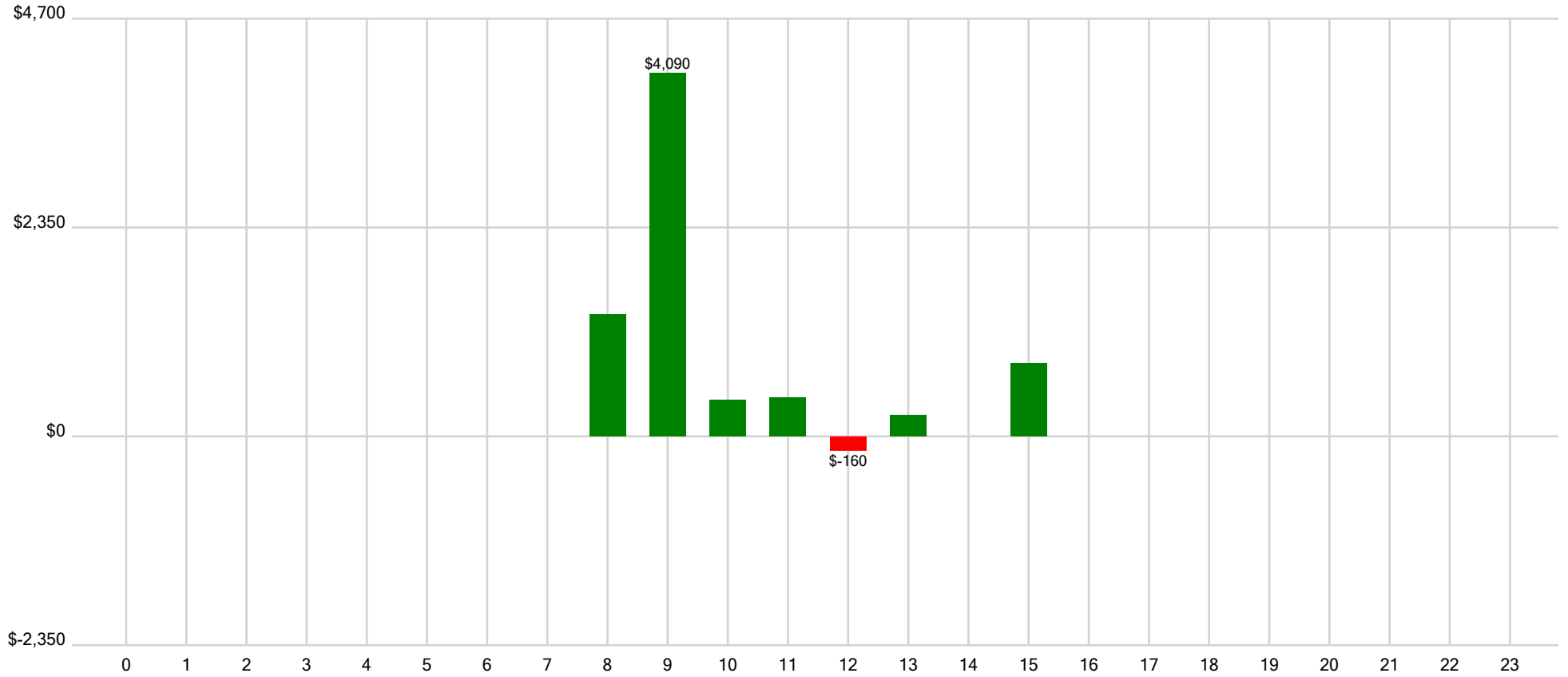




# Weekday



# Hour



Trade number	Instrument	Market Pos	Qty	Entry Price	Entry Time	Exit Time	Exit Price	Commission	Profit	Equity
1	@PL	Sell	1	991.4	2020-01-13 10:24:00	2020-01-13 16:00:00	1,000.9	0	-475	24,525
2	@PL	Sell	1	1,039.2	2020-01-20 09:00:00	2020-01-20 09:24:00	1,035.2	0	200	24,725
3	@PL	Sell	1	1,022.2	2020-01-21 09:00:00	2020-01-21 09:12:00	1,018.2	0	200	24,925
4	@PL	Buy	1	1,012.2	2020-01-28 10:12:00	2020-01-28 16:00:00	1,010.5	0	-85	24,840
5	@PL	Sell	1	1,010.4	2020-01-29 08:36:00	2020-01-29 09:00:00	1,006.4	0	200	25,040
6	@PL	Buy	1	981.9	2020-02-03 08:36:00	2020-02-03 12:00:00	988.3	0	320	25,360
7	@PL	Sell	1	990.3	2020-02-04 09:00:00	2020-02-04 09:12:00	986.3	0	200	25,560
8	@PL	Buy	1	991.7	2020-02-17 09:36:00	2020-02-17 18:12:00	991.5	0	-10	25,550
9	@PL	Buy	1	993.3	2020-02-24 13:00:00	2020-02-24 14:36:00	990.3	0	-150	25,400
10	@PL	Sell	1	984.4	2020-02-24 15:12:00	2020-02-24 16:00:00	986	0	-80	25,320
11	@PL	Buy	1	894.6	2020-03-04 13:12:00	2020-03-04 16:00:00	895.9	0	65	25,385
12	@PL	Sell	1	886.2	2020-03-10 10:00:00	2020-03-10 12:48:00	892.8	0	-330	25,055
13	@PL	Buy	1	746.9	2020-03-25 10:24:00	2020-03-25 13:12:00	766.4	0	975	26,030
14	@PL	Buy	1	747.2	2020-03-31 09:12:00	2020-03-31 12:48:00	748.5	0	65	26,095
15	@PL	Sell	1	756.1	2020-04-07 09:48:00	2020-04-07 16:00:00	759.7	0	-180	25,915
16	@PL	Buy	1	786.4	2020-04-22 13:24:00	2020-04-22 16:00:00	792.8	0	320	26,235
17	@PL	Buy	1	798.5	2020-04-27 15:12:00	2020-04-27 16:00:00	800.7	0	110	26,345
18	@PL	Sell	1	796.5	2020-05-12 09:36:00	2020-05-12 09:48:00	792.5	0	200	26,545
19	@PL	Buy	1	898.3	2020-05-25 08:48:00	2020-05-25 18:12:00	910.5	0	610	27,155
20	@PL	Buy	1	876.4	2020-06-09 09:12:00	2020-06-09 12:48:00	878.4	0	100	27,255
21	@PL	Sell	1	823	2020-06-15 09:00:00	2020-06-15 09:24:00	819	0	200	27,455
22	@PL	Buy	1	859	2020-06-16 09:36:00	2020-06-16 14:24:00	859.8	0	40	27,495
23	@PL	Buy	1	858.2	2020-06-17 10:00:00	2020-06-17 11:24:00	857.2	0	-50	27,445
24	@PL	Buy	1	851.5	2020-07-01 15:36:00	2020-07-01 16:00:00	852.6	0	55	27,500
25	@PL	Sell	1	867.7	2020-07-13 15:24:00	2020-07-13 15:36:00	860.7	0	350	27,850
26	@PL	Buy	1	854.6	2020-07-14 12:36:00	2020-07-14 16:00:00	854.5	0	-5	27,845
27	@PL	Sell	1	852.3	2020-07-15 09:48:00	2020-07-15 10:00:00	848.3	0	200	28,045
28	@PL	Sell	1	976.9	2020-07-27 09:00:00	2020-07-27 09:36:00	972.9	0	200	28,245
29	@PL	Buy	1	988	2020-07-27 15:24:00	2020-07-27 16:00:00	991.6	0	180	28,425
30	@PL	Sell	1	960.1	2020-08-12 15:12:00	2020-08-12 16:00:00	955.3	0	240	28,665

Trade number	Instrument	Market Pos	Qty	Entry Price	Entry Time	Exit Time	Exit Price	Commission	Profit	Equity
31	@PL	Sell	1	977.2	2020-08-17 09:00:00	2020-08-17 15:36:00	981.3	0	-205	28,460
32	@PL	Buy	1	977.3	2020-08-19 09:48:00	2020-08-19 14:12:00	964.4	0	-645	27,815
33	@PL	Buy	1	950.6	2020-08-26 10:00:00	2020-08-26 15:48:00	958.1	0	375	28,190
34	@PL	Sell	1	865.8	2020-09-23 08:48:00	2020-09-23 09:00:00	860.9	0	245	28,435
35	@PL	Buy	1	874.5	2020-10-07 13:12:00	2020-10-07 16:00:00	874.5	0	0	28,435
36	@PL	Sell	1	871.1	2020-10-19 09:48:00	2020-10-19 10:12:00	867.1	0	200	28,635
37	@PL	Buy	1	881.8	2020-10-28 12:00:00	2020-10-28 16:00:00	878.7	0	-155	28,480
38	@PL	Buy	1	946.3	2020-11-18 09:12:00	2020-11-18 11:24:00	965.8	0	975	29,455
39	@PL	Sell	1	934.9	2020-11-23 11:24:00	2020-11-23 11:36:00	930.2	0	235	29,690
40	@PL	Buy	1	947.4	2020-11-24 09:36:00	2020-11-24 10:24:00	966.9	0	975	30,665
41	@PL	Sell	1	1,018.3	2020-12-14 11:12:00	2020-12-14 11:36:00	1,014.3	0	200	30,865
42	@PL	Sell	1	1,047.1	2020-12-16 09:12:00	2020-12-16 10:12:00	1,043.1	0	200	31,065
43	@PL	Buy	1	1,047.1	2020-12-16 15:48:00	2020-12-16 16:00:00	1,048.1	0	50	31,115
44	@PL	Sell	1	1,042.2	2020-12-28 15:36:00	2020-12-28 16:00:00	1,043.8	0	-80	31,035
45	@PL	Sell	1	1,102.9	2021-01-06 09:12:00	2021-01-06 09:24:00	1,098.9	0	200	31,235
46	@PL	Buy	1	1,088.8	2021-01-13 09:12:00	2021-01-13 10:48:00	1,108.3	0	975	32,210