

Overview

\$16,210.00

(22 Jan 2020 - 13 Nov 2020)

	Total	Long	Short
Net Profit	\$16,210.00	\$4,325.00	\$11,885.00
Profit Factor	38.70	11.06	∞
Drawdown (%)	1.04%	1.45%	0.00%
Drawdown (\$)	\$430.00	\$430.00	\$0.00
Absolute Drawdown (\$)	\$0.00	\$0.00	\$0.00
Absolute Drawdown (%)	0.00%	0.00%	0.00%
Trades	11	5	6
Profitable Trades (%)	90.91%	80.00%	100.00%
Winning Trades	10	4	6
Losing Trades	1	1	0
Even Trades	0	0	0
Sharpe Ratio	3.25	1.42	2.18
Sortino Ratio	227.04	51.00	3,242.08

Distribution

\$16,210.00

(22 Jan 2020 - 13 Nov 2020)

	Total	Long	Short
Avg trade	\$1,473.64	\$865.00	\$1,980.83
Avg winning trade	\$1,664.00	\$1,188.75	\$1,980.83
Avg losing trade	(\$430.00)	(\$430.00)	\$0.00
Ratio Avg win / Avg loss	3.87	2.76	∞
Max consecutive winners	9	4	6
Max consecutive losers	1	1	0
Largest winning trade	\$4,295.00	\$2,500.00	\$4,295.00
Largest losing trade	(\$430.00)	(\$430.00)	\$0.00

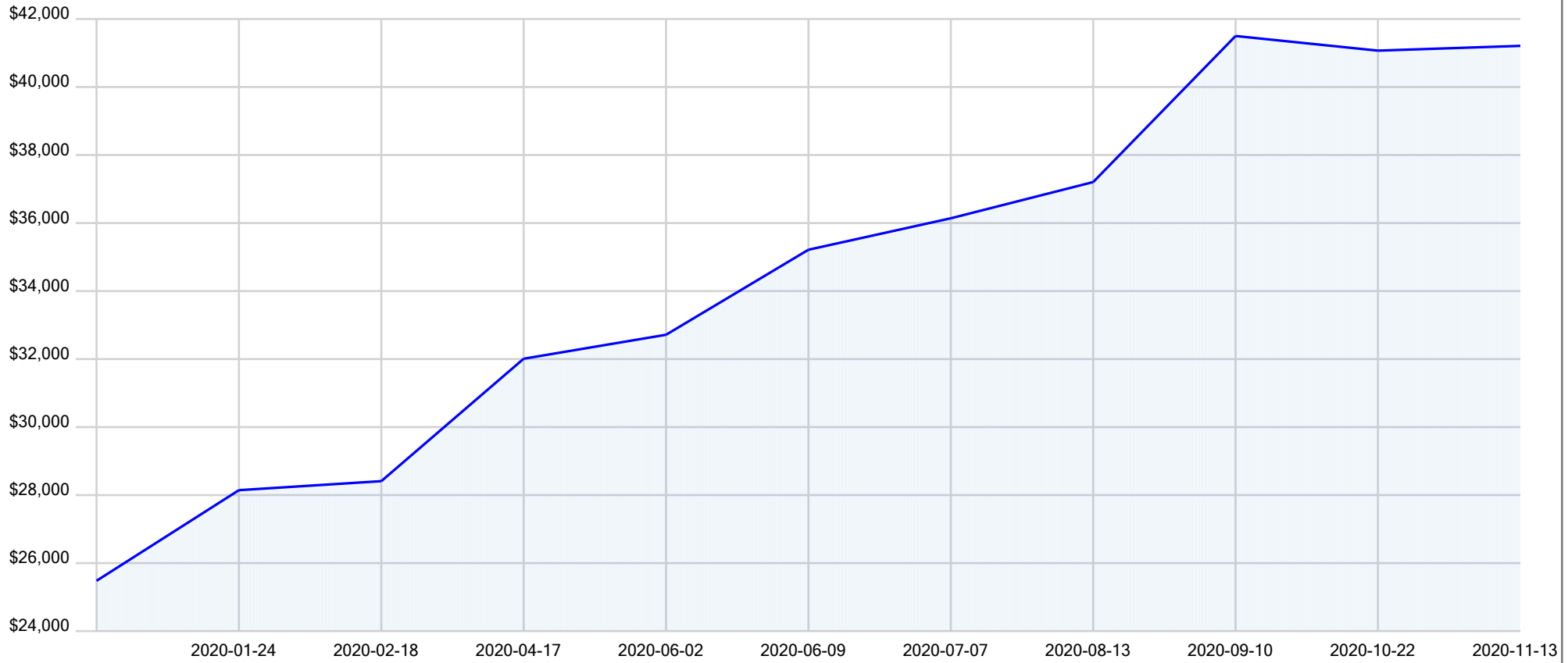
Return

\$16,210.00

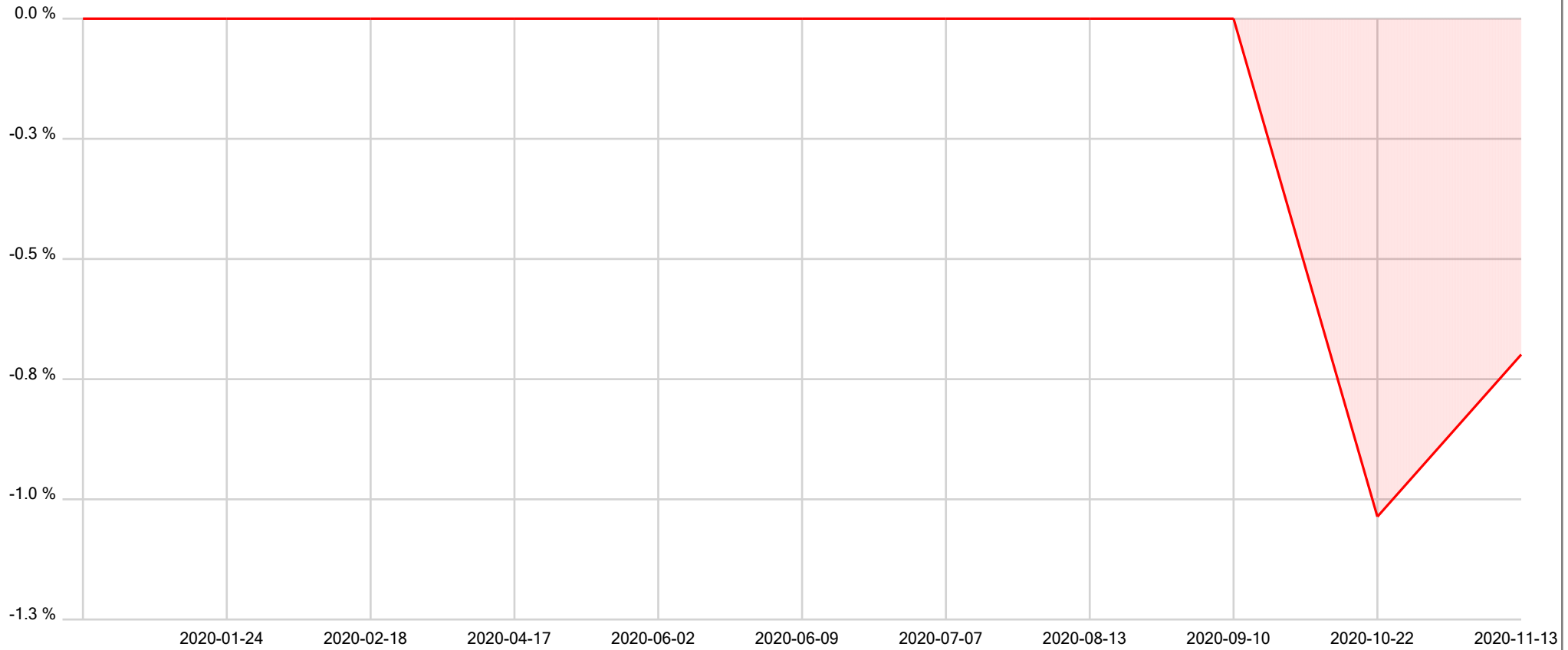
(22 Jan 2020 - 13 Nov 2020)

	Total	Long	Short
Avg Monthly return	5.85%	1.84%	4.58%
Avg Yearly return	64.84%	17.30%	47.54%


Equity



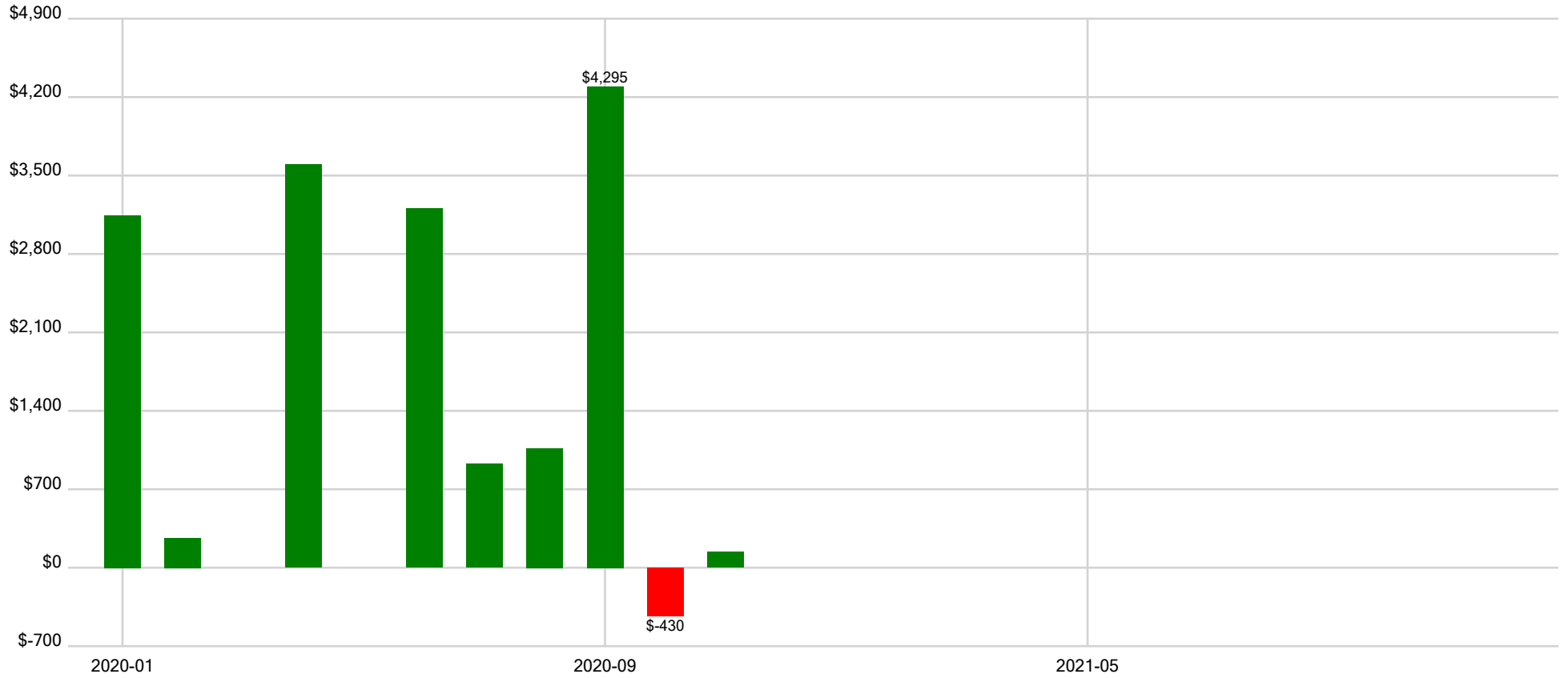
Drawdown



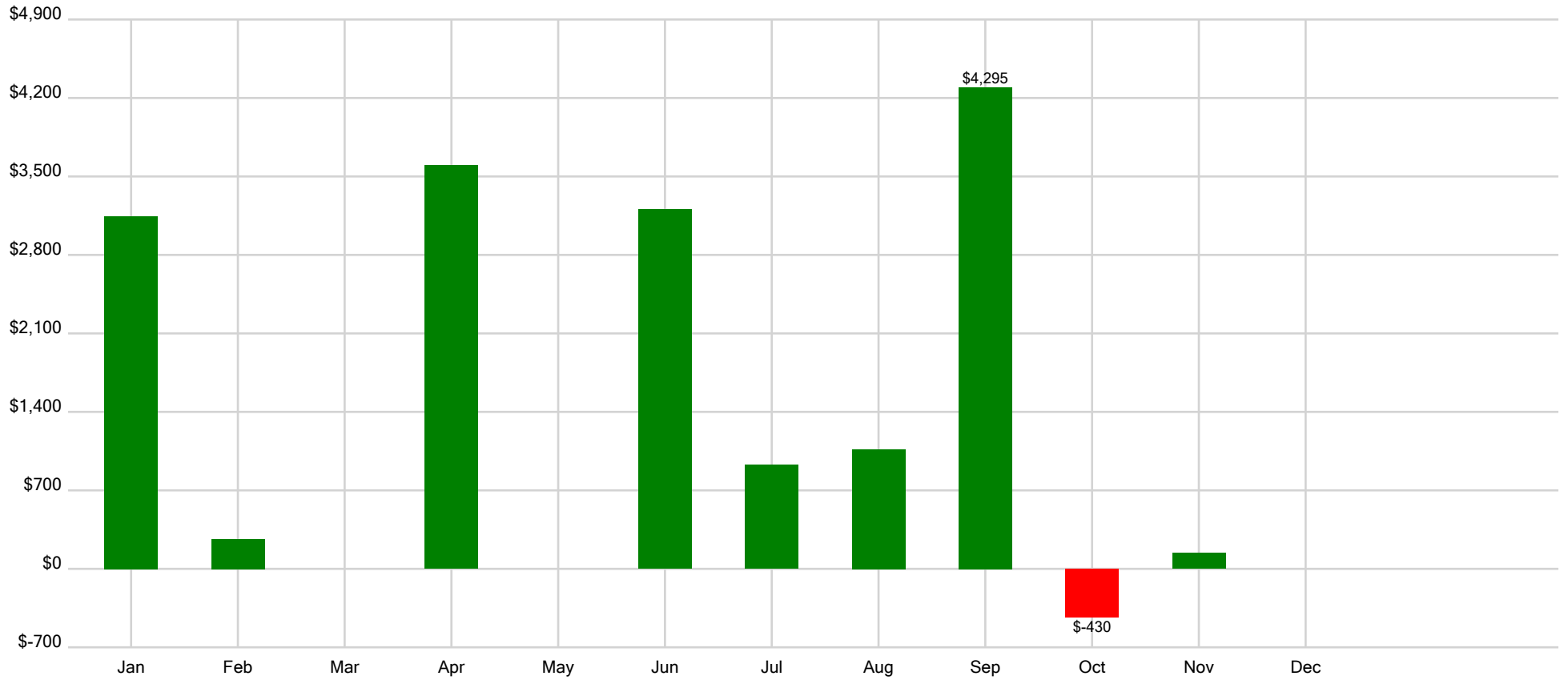
Yearly Returns



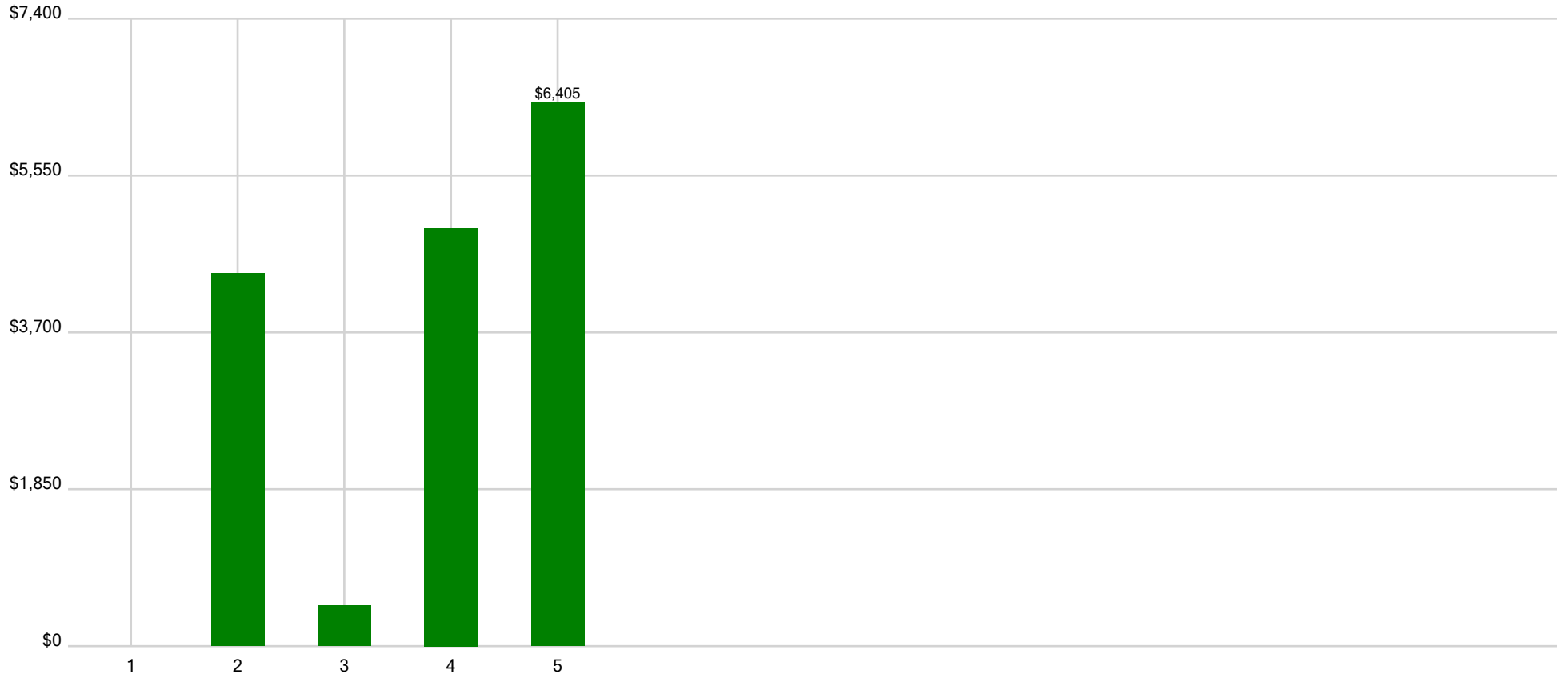
Monthly Returns



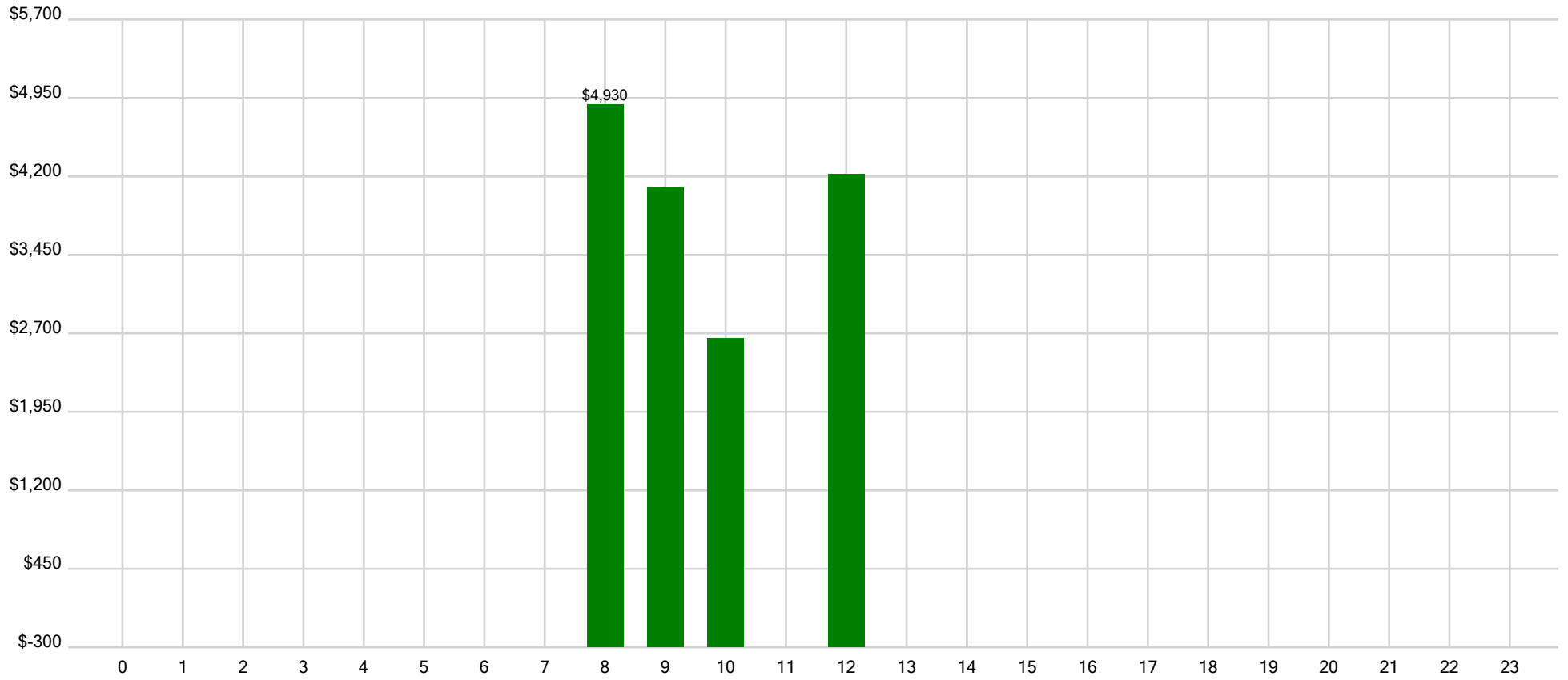
Month



Weekday



Hour





Trade number	Instrument	Market Pos	Qty	Entry Price	Entry Time	Exit Time	Exit Price	Commission	Profit	Equity
1	@NQ	Sell	1	9,182.5	2020-01-22 09:45:00	2020-01-22 16:15:00	9,158.5	0	480	25,480
2	@NQ	Sell	1	9,216.75	2020-01-24 10:15:00	2020-01-24 15:00:00	9,083.5	0	2,665	28,145
3	@NQ	Buy	1	9,538	2020-02-18 08:30:00	2020-02-18 11:30:00	9,551.25	0	265	28,410
4	@NQ	Sell	1	8,858.5	2020-04-17 08:45:00	2020-04-17 15:00:00	8,678.5	0	3,600	32,010
5	@NQ	Sell	1	9,584.25	2020-06-02 09:00:00	2020-06-02 13:15:00	9,549	0	705	32,715
6	@NQ	Buy	1	9,834	2020-06-09 09:15:00	2020-06-09 13:00:00	9,959	0	2,500	35,215
7	@NQ	Buy	1	10,561.75	2020-07-07 09:15:00	2020-07-07 12:30:00	10,608	0	925	36,140
8	@NQ	Buy	1	11,150	2020-08-13 08:30:00	2020-08-13 13:30:00	11,203.25	0	1,065	37,205
9	@NQ	Sell	1	11,354.5	2020-09-10 12:45:00	2020-09-10 15:00:00	11,139.75	0	4,295	41,500
10	@NQ	Buy	1	11,689.5	2020-10-22 09:45:00	2020-10-22 10:00:00	11,668	0	-430	41,070
11	@NQ	Sell	1	11,879.25	2020-11-13 10:15:00	2020-11-13 12:00:00	11,872.25	0	140	41,210