

Overview

\$20,104.80

(03 Jan 2020 - 07 Jan 2021)

	Total	Long	Short
Net Profit	\$20,104.80	\$6,145.60	\$13,959.20
Profit Factor	2.65	2.22	2.96
Drawdown (%)	23.66%	29.97%	14.54%
Drawdown (\$)	\$3,958.60	\$2,273.20	\$2,167.80
Absolute Drawdown (\$)	\$1,183.20	\$1,498.60	\$727.00
Absolute Drawdown (%)	23.66%	29.97%	14.54%
Trades	88	36	52
Profitable Trades (%)	59.09%	58.33%	59.62%
Winning Trades	52	21	31
Losing Trades	36	15	21
Even Trades	0	0	0
Sharpe Ratio	3.12	0.96	5.76
Sortino Ratio	34.50	20.25	56.67

Distribution

\$20,104.80

(03 Jan 2020 - 07 Jan 2021)

	Total	Long	Short
Avg trade	\$228.46	\$170.71	\$268.45
Avg winning trade	\$620.37	\$531.74	\$680.41
Avg losing trade	(\$337.62)	(\$334.73)	(\$339.69)
Ratio Avg win / Avg loss	1.84	1.59	2.00
Max consecutive winners	7	8	6
Max consecutive losers	2	4	2
Largest winning trade	\$1,644.60	\$1,044.60	\$1,644.60
Largest losing trade	(\$1,705.40)	(\$1,455.40)	(\$1,705.40)

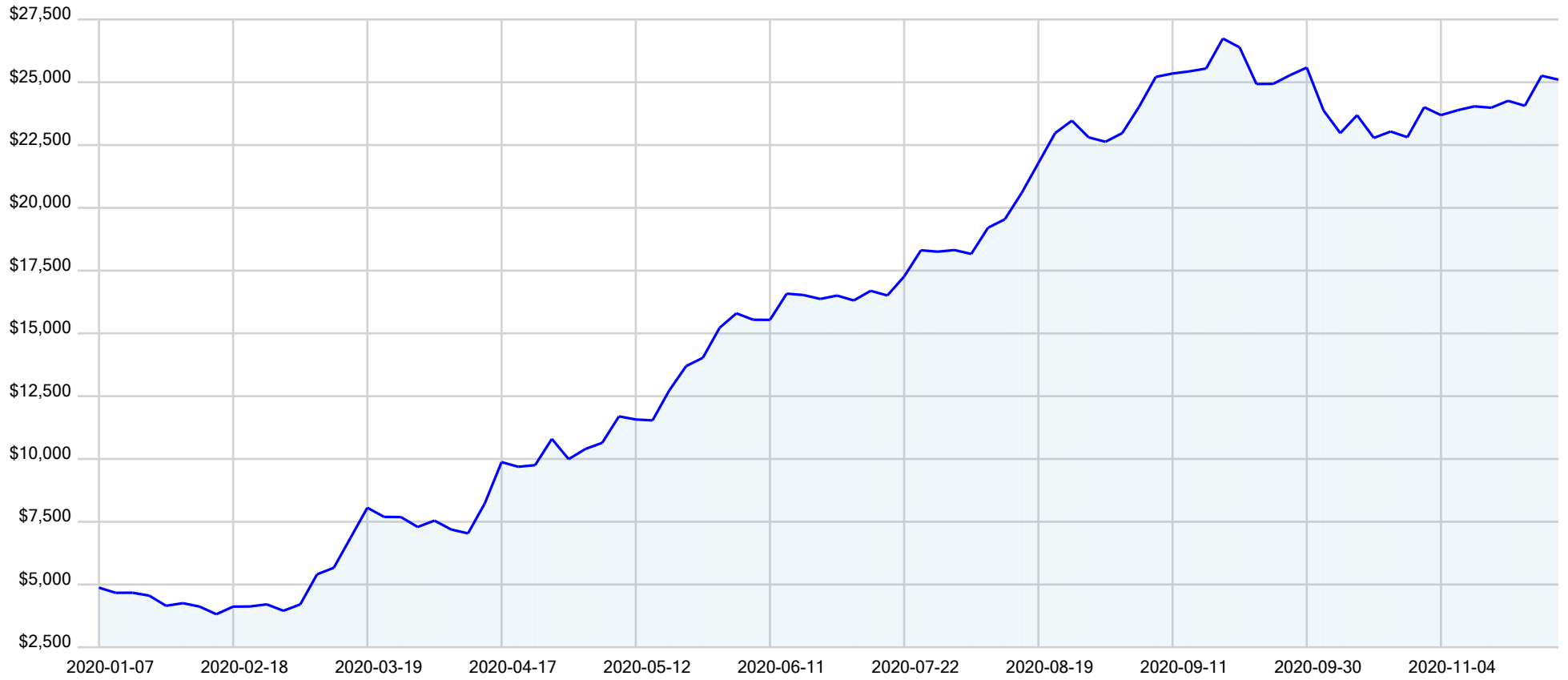
Return

\$20,104.80

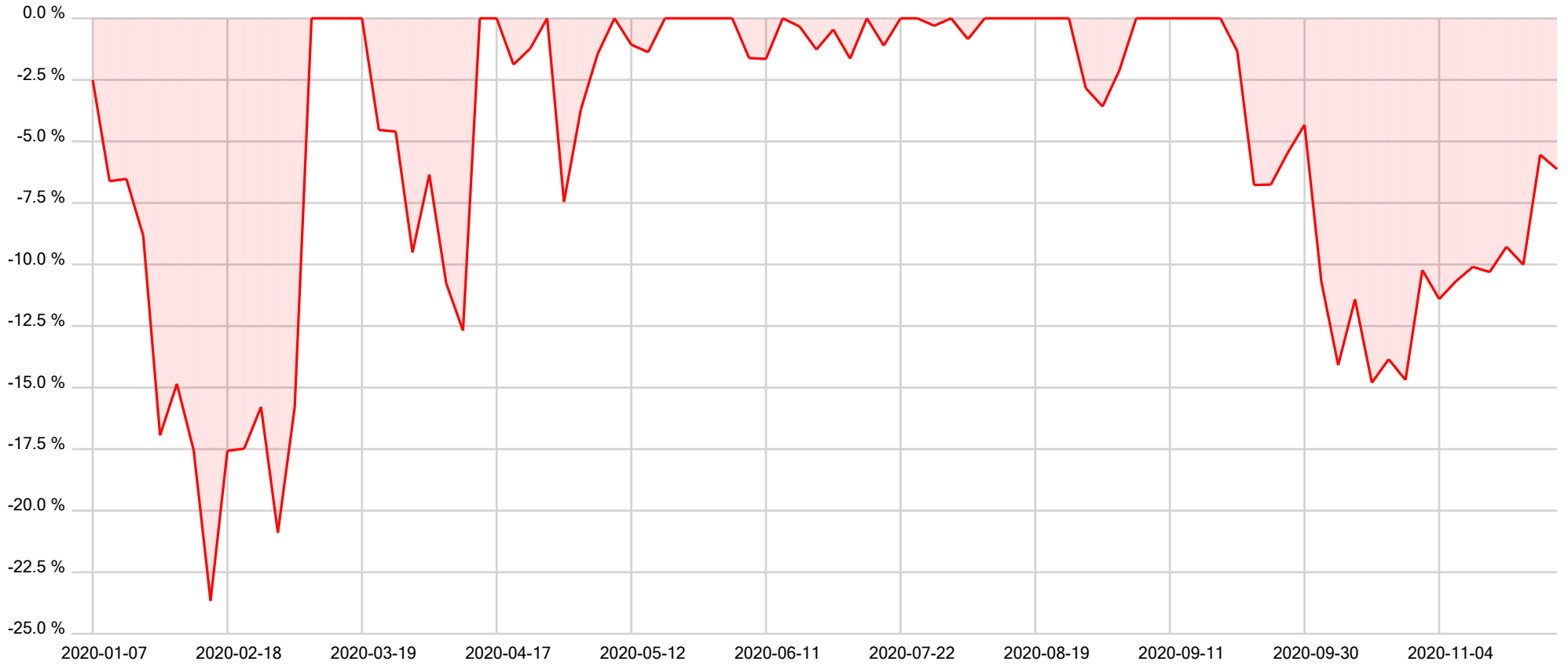
(03 Jan 2020 - 07 Jan 2021)

	Total	Long	Short
Avg Monthly return	14.64%	7.71%	11.56%
Avg Yearly return	202.29%	62.32%	279.18%

Equity



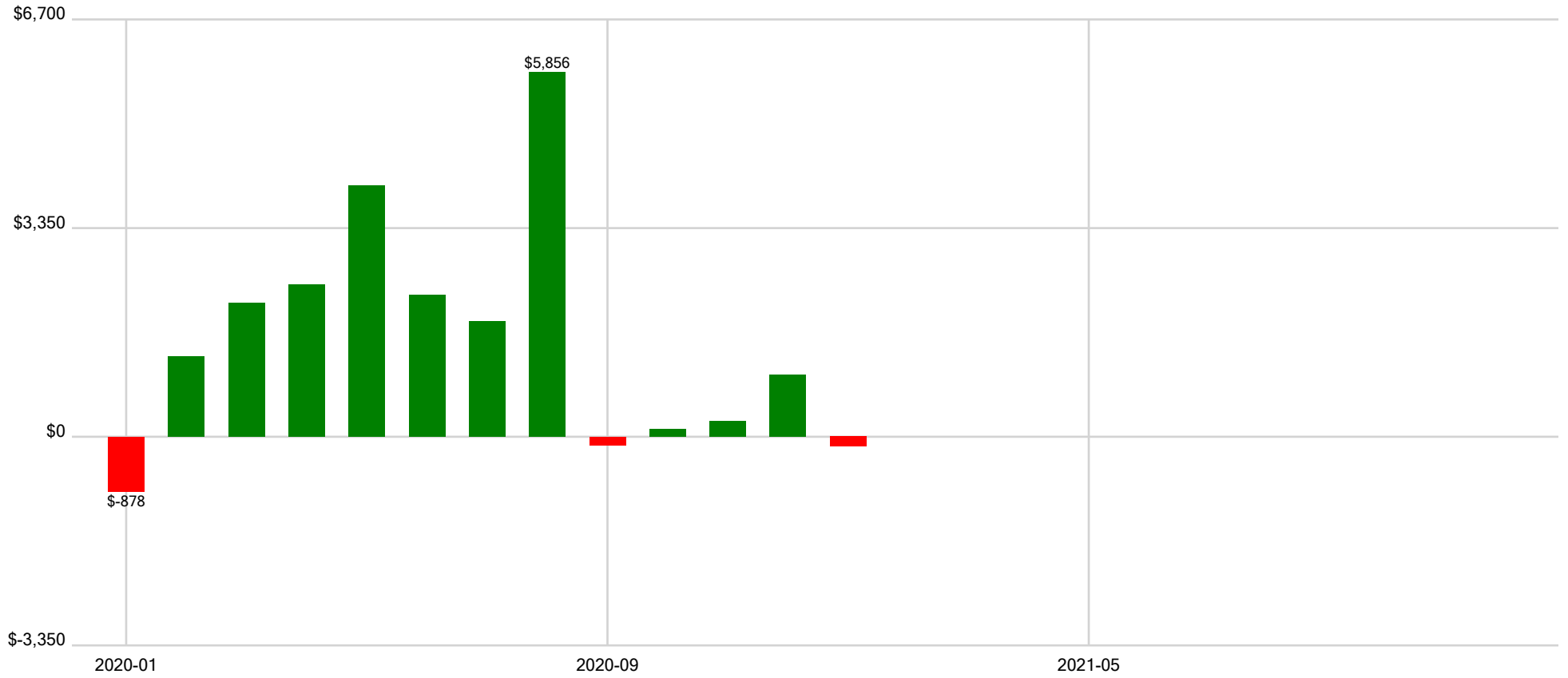
Drawdown



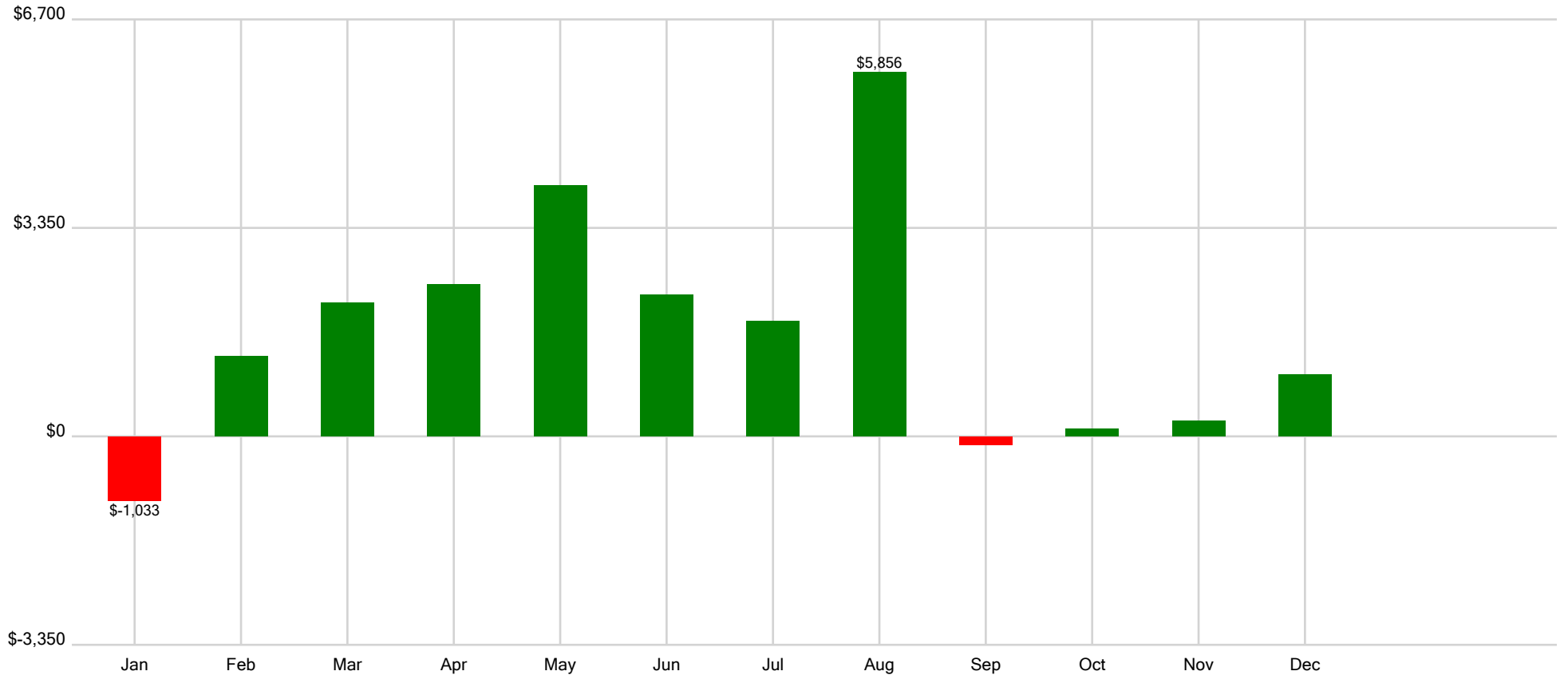
Yearly Returns



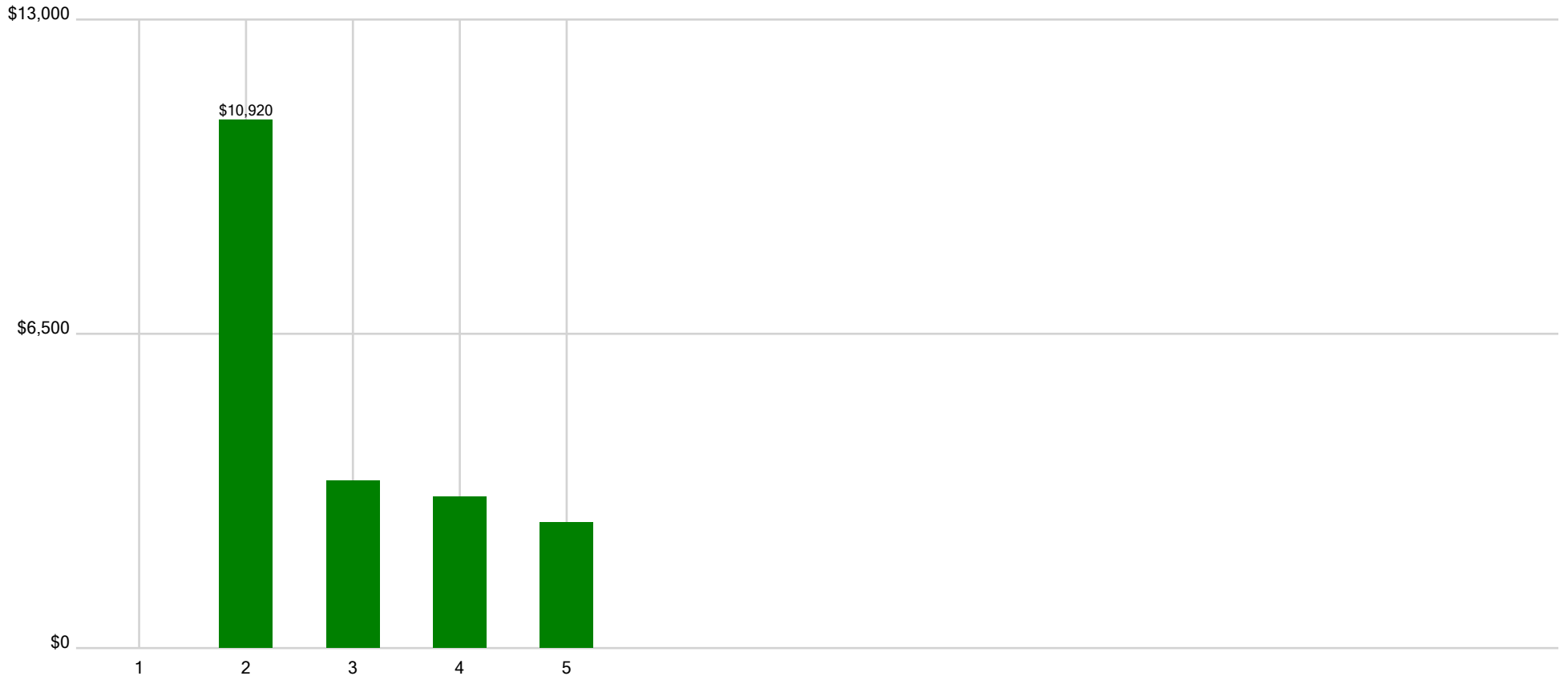
Monthly Returns



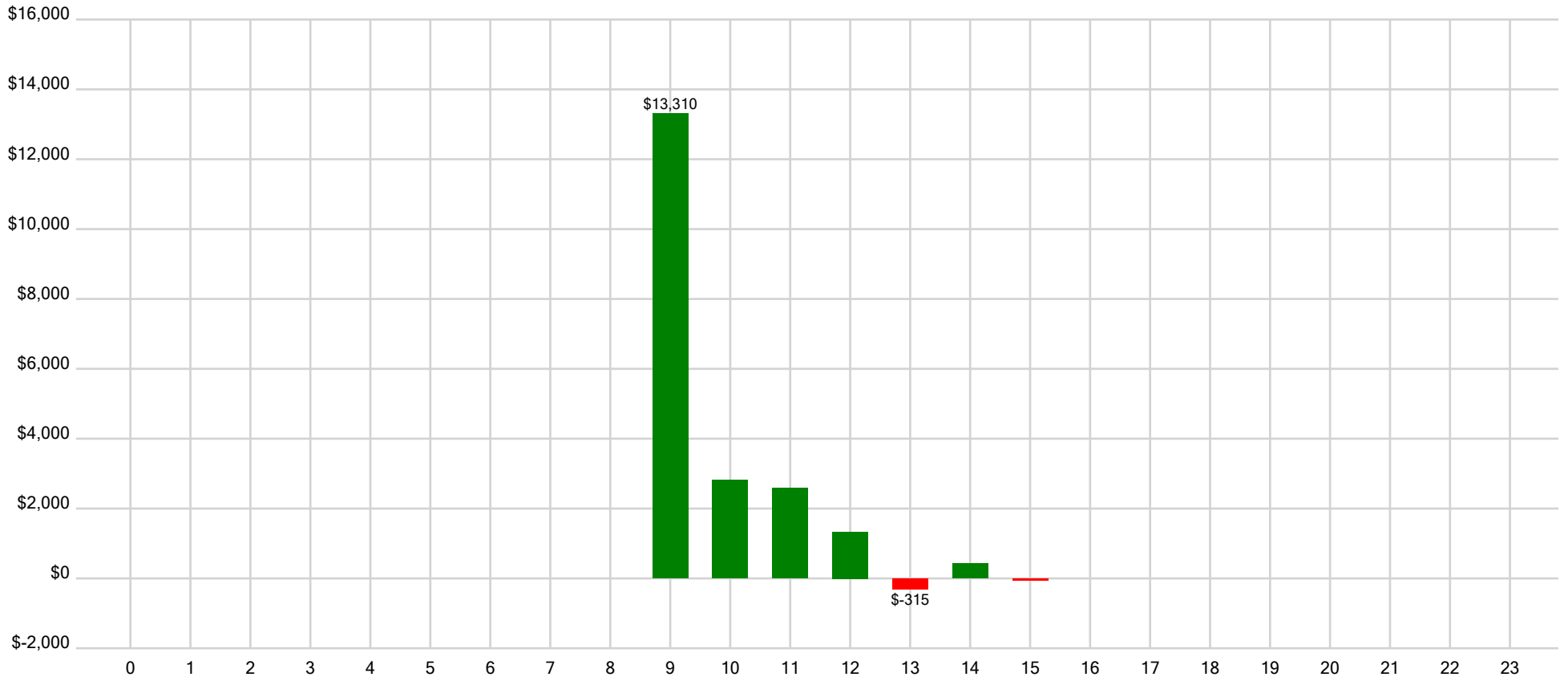
Month



Weekday



Hour



Trade number	Instrument	Market Pos	Qty	Entry Price	Entry Time	Exit Time	Exit Price	Commission	Profit	Equity
1	@GC	Sell	1	1,612.9	2020-01-03 14:40:00	2020-01-03 16:10:00	1,614.1	-5.4	-125.4	4,874.6
2	@GC	Buy	1	1,634.4	2020-01-07 09:45:00	2020-01-07 10:05:00	1,632.4	-5.4	-205.4	4,669.2
3	@GC	Sell	1	1,620.2	2020-01-17 15:55:00	2020-01-17 16:10:00	1,620.1	-5.4	4.6	4,673.8
4	@GC	Buy	1	1,621	2020-01-21 11:00:00	2020-01-21 12:40:00	1,619.9	-5.4	-115.4	4,558.4
5	@GC	Sell	1	1,617.7	2020-01-22 10:25:00	2020-01-22 16:10:00	1,621.7	-5.4	-405.4	4,153
6	@GC	Sell	1	1,634.9	2020-01-28 10:15:00	2020-01-28 11:05:00	1,633.8	-5.4	104.6	4,257.6
7	@GC	Buy	1	1,644.7	2020-01-30 10:45:00	2020-01-30 11:45:00	1,643.4	-5.4	-135.4	4,122.2
8	@GC	Sell	1	1,627.8	2020-02-07 11:00:00	2020-02-07 16:10:00	1,630.8	-5.4	-305.4	3,816.8
9	@GC	Sell	1	1,629.7	2020-02-11 10:20:00	2020-02-11 11:40:00	1,626.6	-5.4	304.6	4,121.4
10	@GC	Buy	1	1,662.4	2020-02-18 15:15:00	2020-02-18 16:10:00	1,662.5	-5.4	4.6	4,126
11	@GC	Buy	1	1,667.5	2020-02-19 11:55:00	2020-02-19 14:05:00	1,668.4	-5.4	84.6	4,210.6
12	@GC	Buy	1	1,702.2	2020-02-26 12:10:00	2020-02-26 13:00:00	1,699.7	-5.4	-255.4	3,955.2
13	@GC	Sell	1	1,700.8	2020-02-26 15:40:00	2020-02-26 16:10:00	1,698.2	-5.4	254.6	4,209.8
14	@GC	Sell	1	1,673.6	2020-02-28 09:45:00	2020-02-28 10:35:00	1,661.6	-5.4	1,194.6	5,404.4
15	@GC	Sell	1	1,717	2020-03-10 09:35:00	2020-03-10 10:40:00	1,714.3	-5.4	264.6	5,669
16	@GC	Sell	1	1,636.4	2020-03-13 09:55:00	2020-03-13 10:00:00	1,624.4	-5.4	1,194.6	6,863.6
17	@GC	Sell	1	1,553.1	2020-03-18 09:05:00	2020-03-18 12:20:00	1,541.1	-5.4	1,194.6	8,058.2
18	@GC	Buy	1	1,543.9	2020-03-19 10:05:00	2020-03-19 10:50:00	1,540.3	-5.4	-365.4	7,692.8
19	@GC	Sell	1	1,532.4	2020-03-19 11:15:00	2020-03-19 16:10:00	1,532.4	-5.4	-5.4	7,687.4
20	@GC	Sell	1	1,554.7	2020-03-20 09:05:00	2020-03-20 09:30:00	1,558.6	-5.4	-395.4	7,292
21	@GC	Sell	1	1,550.7	2020-03-20 11:25:00	2020-03-20 13:00:00	1,548.1	-5.4	254.6	7,546.6
22	@GC	Buy	1	1,650.5	2020-04-01 15:05:00	2020-04-01 15:40:00	1,647	-5.4	-355.4	7,191.2
23	@GC	Buy	1	1,695.9	2020-04-03 15:00:00	2020-04-03 15:40:00	1,694.4	-5.4	-155.4	7,035.8
24	@GC	Sell	1	1,748.7	2020-04-07 09:10:00	2020-04-07 09:35:00	1,736.7	-5.4	1,194.6	8,230.4
25	@GC	Sell	1	1,811.9	2020-04-14 11:10:00	2020-04-14 15:15:00	1,795.4	-5.4	1,644.6	9,875
26	@GC	Sell	1	1,756.4	2020-04-17 10:20:00	2020-04-17 11:15:00	1,758.2	-5.4	-185.4	9,689.6
27	@GC	Sell	1	1,750.9	2020-04-17 12:10:00	2020-04-17 13:40:00	1,750.2	-5.4	64.6	9,754.2
28	@GC	Buy	1	1,744.1	2020-04-21 14:45:00	2020-04-21 15:40:00	1,754.6	-5.4	1,044.6	10,798.8
29	@GC	Sell	1	1,759.8	2020-04-29 11:00:00	2020-04-29 14:05:00	1,767.8	-5.4	-805.4	9,993.4
30	@GC	Buy	1	1,757.2	2020-05-05 12:00:00	2020-05-05 14:50:00	1,761.3	-5.4	404.6	10,398

Trade number	Instrument	Market Pos	Qty	Entry Price	Entry Time	Exit Time	Exit Price	Commission	Profit	Equity
31	@GC	Sell	1	1,739.5	2020-05-06 10:40:00	2020-05-06 13:30:00	1,737	-5.4	244.6	10,642.6
32	@GC	Sell	1	1,767.7	2020-05-08 11:20:00	2020-05-08 15:40:00	1,757.1	-5.4	1,054.6	11,697.2
33	@GC	Sell	1	1,754.6	2020-05-12 12:45:00	2020-05-12 14:00:00	1,755.8	-5.4	-125.4	11,571.8
34	@GC	Sell	1	1,753.4	2020-05-12 15:20:00	2020-05-12 15:55:00	1,753.7	-5.4	-35.4	11,536.4
35	@GC	Sell	1	1,770.8	2020-05-26 09:20:00	2020-05-26 10:05:00	1,758.8	-5.4	1,194.6	12,731
36	@GC	Buy	1	1,740.9	2020-05-27 12:10:00	2020-05-27 14:30:00	1,750.6	-5.4	964.6	13,695.6
37	@GC	Buy	1	1,772.1	2020-05-29 10:35:00	2020-05-29 12:35:00	1,775.5	-5.4	334.6	14,030.2
38	@GC	Sell	1	1,773.3	2020-06-02 11:15:00	2020-06-02 11:55:00	1,761.3	-5.4	1,194.6	15,224.8
39	@GC	Buy	1	1,744.6	2020-06-04 11:20:00	2020-06-04 14:50:00	1,750.4	-5.4	574.6	15,799.4
40	@GC	Sell	1	1,743.5	2020-06-09 15:20:00	2020-06-09 15:35:00	1,746	-5.4	-255.4	15,544
41	@GC	Sell	1	1,750	2020-06-10 11:05:00	2020-06-10 12:00:00	1,750	-5.4	-5.4	15,538.6
42	@GC	Buy	1	1,767.3	2020-06-11 09:05:00	2020-06-11 10:15:00	1,777.8	-5.4	1,044.6	16,583.2
43	@GC	Sell	1	1,764.5	2020-06-12 11:25:00	2020-06-12 14:00:00	1,765	-5.4	-55.4	16,527.8
44	@GC	Sell	1	1,758.8	2020-06-16 15:10:00	2020-06-16 15:35:00	1,760.3	-5.4	-155.4	16,372.4
45	@GC	Sell	1	1,804.4	2020-06-24 11:35:00	2020-06-24 13:00:00	1,803	-5.4	134.6	16,507
46	@GC	Buy	1	1,800.3	2020-06-25 09:05:00	2020-06-25 16:10:00	1,798.4	-5.4	-195.4	16,311.6
47	@GC	Buy	1	1,810.3	2020-07-02 10:00:00	2020-07-02 12:10:00	1,814.2	-5.4	384.6	16,696.2
48	@GC	Sell	1	1,810.3	2020-07-03 10:00:00	2020-07-03 10:25:00	1,812.1	-5.4	-185.4	16,510.8
49	@GC	Sell	1	1,830.4	2020-07-16 12:30:00	2020-07-16 15:10:00	1,822.8	-5.4	754.6	17,265.4
50	@GC	Buy	1	1,883.6	2020-07-22 10:25:00	2020-07-22 12:15:00	1,894.1	-5.4	1,044.6	18,310
51	@GC	Buy	1	1,924.8	2020-07-24 14:40:00	2020-07-24 15:20:00	1,924.3	-5.4	-55.4	18,254.6
52	@GC	Sell	1	1,967.8	2020-07-30 10:30:00	2020-07-30 11:35:00	1,967.1	-5.4	64.6	18,319.2
53	@GC	Buy	1	1,999.4	2020-07-31 11:20:00	2020-07-31 16:10:00	1,997.9	-5.4	-155.4	18,163.8
54	@GC	Buy	1	2,064.8	2020-08-05 09:45:00	2020-08-05 10:40:00	2,075.3	-5.4	1,044.6	19,208.4
55	@GC	Buy	1	2,078.5	2020-08-06 14:55:00	2020-08-06 16:10:00	2,081.9	-5.4	334.6	19,543
56	@GC	Buy	1	1,953.8	2020-08-13 09:30:00	2020-08-13 10:35:00	1,964.3	-5.4	1,044.6	20,587.6
57	@GC	Sell	1	2,008.4	2020-08-18 10:15:00	2020-08-18 10:30:00	1,996.4	-5.4	1,194.6	21,782.2
58	@GC	Sell	1	1,996.7	2020-08-19 10:00:00	2020-08-19 10:50:00	1,984.7	-5.4	1,194.6	22,976.8
59	@GC	Buy	1	1,960.5	2020-08-20 14:35:00	2020-08-20 16:10:00	1,965.5	-5.4	494.6	23,471.4
60	@GC	Sell	1	1,946	2020-08-21 12:40:00	2020-08-21 16:10:00	1,952.6	-5.4	-665.4	22,806

Trade number	Instrument	Market Pos	Qty	Entry Price	Entry Time	Exit Time	Exit Price	Commission	Profit	Equity
61	@GC	Sell	1	1,934.5	2020-08-25 10:00:00	2020-08-25 10:35:00	1,936.2	-5.4	-175.4	22,630.6
62	@GC	Buy	1	1,938	2020-08-25 14:40:00	2020-08-25 16:10:00	1,941.5	-5.4	344.6	22,975.2
63	@GC	Buy	1	1,939.3	2020-08-26 09:40:00	2020-08-26 10:00:00	1,949.8	-5.4	1,044.6	24,019.8
64	@GC	Sell	1	1,998.9	2020-09-01 09:40:00	2020-09-01 10:05:00	1,986.9	-5.4	1,194.6	25,214.4
65	@GC	Buy	1	1,950.1	2020-09-03 09:20:00	2020-09-03 10:20:00	1,951.5	-5.4	134.6	25,349
66	@GC	Buy	1	1,962.3	2020-09-11 09:15:00	2020-09-11 10:05:00	1,963.2	-5.4	84.6	25,433.6
67	@GC	Sell	1	1,957.4	2020-09-11 12:50:00	2020-09-11 14:35:00	1,956.2	-5.4	114.6	25,548.2
68	@GC	Sell	1	1,978.8	2020-09-15 09:35:00	2020-09-15 10:05:00	1,966.8	-5.4	1,194.6	26,742.8
69	@GC	Sell	1	1,975.5	2020-09-16 10:25:00	2020-09-16 10:55:00	1,979	-5.4	-355.4	26,387.4
70	@GC	Buy	1	1,983.6	2020-09-16 14:45:00	2020-09-16 14:55:00	1,969.1	-5.4	-1,455.4	24,932
71	@GC	Sell	1	1,952.6	2020-09-17 09:10:00	2020-09-17 09:55:00	1,952.5	-5.4	4.6	24,936.6
72	@GC	Buy	1	1,967.5	2020-09-18 10:30:00	2020-09-18 13:25:00	1,971	-5.4	344.6	25,281.2
73	@GC	Sell	1	1,917.1	2020-09-22 10:05:00	2020-09-22 12:10:00	1,914	-5.4	304.6	25,585.8
74	@GC	Sell	1	1,896	2020-09-30 09:55:00	2020-09-30 11:20:00	1,913	-5.4	-1,705.4	23,880.4
75	@GC	Buy	1	1,921.3	2020-10-02 11:25:00	2020-10-02 16:10:00	1,912.3	-5.4	-905.4	22,975
76	@GC	Sell	1	1,901.8	2020-10-06 15:10:00	2020-10-06 16:10:00	1,894.6	-5.4	714.6	23,689.6
77	@GC	Sell	1	1,895.1	2020-10-08 10:35:00	2020-10-08 16:10:00	1,904.1	-5.4	-905.4	22,784.2
78	@GC	Buy	1	1,910.2	2020-10-15 09:50:00	2020-10-15 12:35:00	1,912.8	-5.4	254.6	23,038.8
79	@GC	Sell	1	1,931.6	2020-10-21 15:15:00	2020-10-21 16:10:00	1,933.8	-5.4	-225.4	22,813.4
80	@GC	Sell	1	1,916.1	2020-10-23 09:35:00	2020-10-23 10:50:00	1,904.1	-5.4	1,194.6	24,008
81	@GC	Buy	1	1,917.9	2020-11-03 13:00:00	2020-11-03 16:10:00	1,914.8	-5.4	-315.4	23,692.6
82	@GC	Sell	1	1,905	2020-11-04 09:55:00	2020-11-04 13:30:00	1,903	-5.4	194.6	23,887.2
83	@GC	Buy	1	1,908.2	2020-11-04 15:55:00	2020-11-04 16:10:00	1,909.8	-5.4	154.6	24,041.8
84	@GC	Sell	1	1,954.7	2020-11-06 09:40:00	2020-11-06 10:50:00	1,955.2	-5.4	-55.4	23,986.4
85	@GC	Sell	1	1,881.9	2020-11-18 12:55:00	2020-11-18 14:35:00	1,879.1	-5.4	274.6	24,261
86	@GC	Buy	1	1,841.7	2020-12-03 12:45:00	2020-12-03 13:45:00	1,839.8	-5.4	-195.4	24,065.6
87	@GC	Sell	1	1,857.7	2020-12-09 09:25:00	2020-12-09 10:00:00	1,845.7	-5.4	1,194.6	25,260.2
88	@GC	Buy	1	1,918	2021-01-07 14:50:00	2021-01-07 15:15:00	1,916.5	-5.4	-155.4	25,104.8