

Overview

\$19,893.60

(02 Jan 2020 - 07 Jan 2021)

	Total	Long	Short
Net Profit	\$19,893.60	\$10,674.80	\$9,218.80
Profit Factor	2.19	4.72	1.67
Drawdown (%)	16.57%	13.27%	18.69%
Drawdown (\$)	\$1,981.60	\$700.80	\$2,307.80
Absolute Drawdown (\$)	\$426.40	\$421.60	\$340.20
Absolute Drawdown (%)	8.53%	8.43%	6.80%
Trades	166	38	128
Profitable Trades (%)	56.63%	71.05%	52.34%
Winning Trades	94	27	67
Losing Trades	72	11	61
Even Trades	0	0	0
Sharpe Ratio	1.88	4.07	1.39
Sortino Ratio	87.46	57.24	44.88

Distribution

\$19,893.60

(02 Jan 2020 - 07 Jan 2021)

	Total	Long	Short
Avg trade	\$119.84	\$280.92	\$72.02
Avg winning trade	\$388.75	\$501.64	\$343.26
Avg losing trade	(\$231.23)	(\$260.85)	(\$225.89)
Ratio Avg win / Avg loss	1.68	1.92	1.52
Max consecutive winners	7	8	6
Max consecutive losers	6	2	6
Largest winning trade	\$1,354.60	\$1,354.60	\$994.60
Largest losing trade	(\$845.40)	(\$515.40)	(\$845.40)

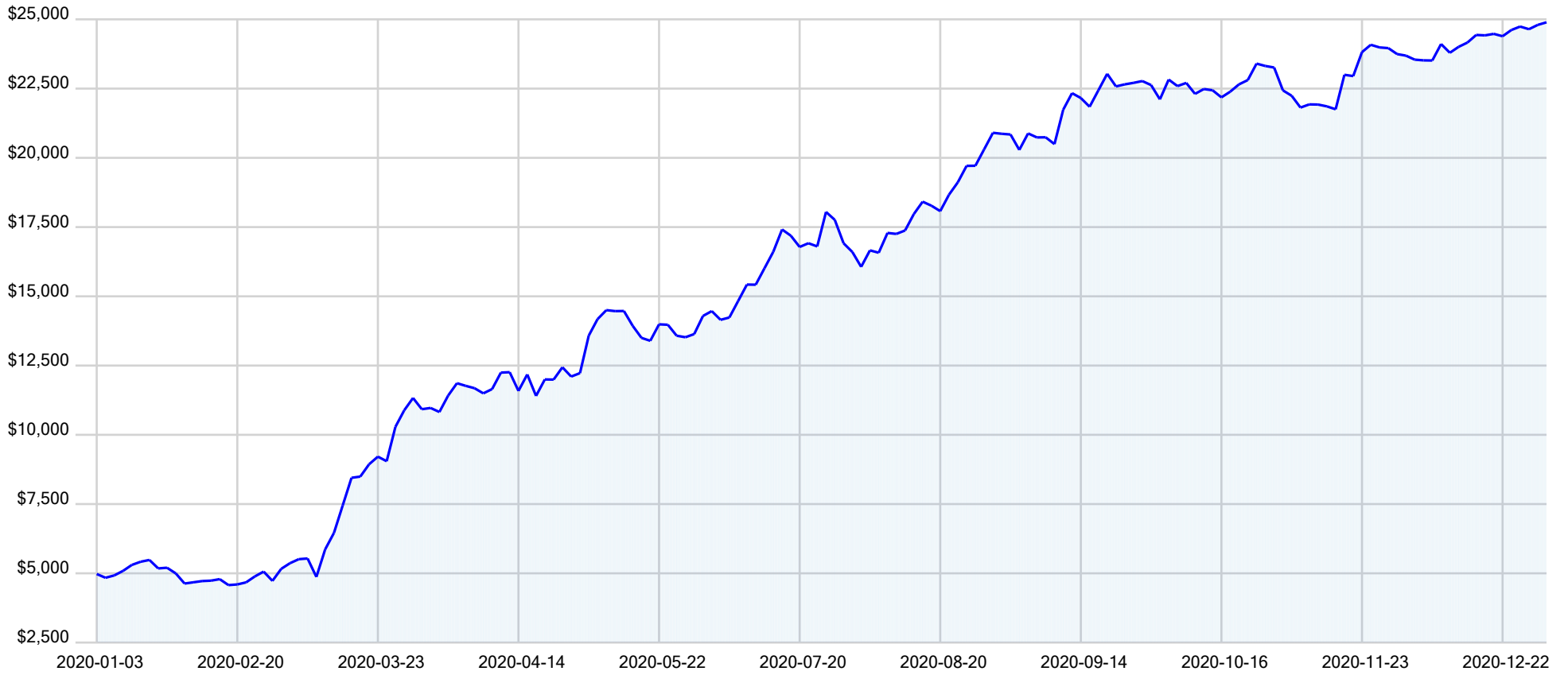
Return

\$19,893.60

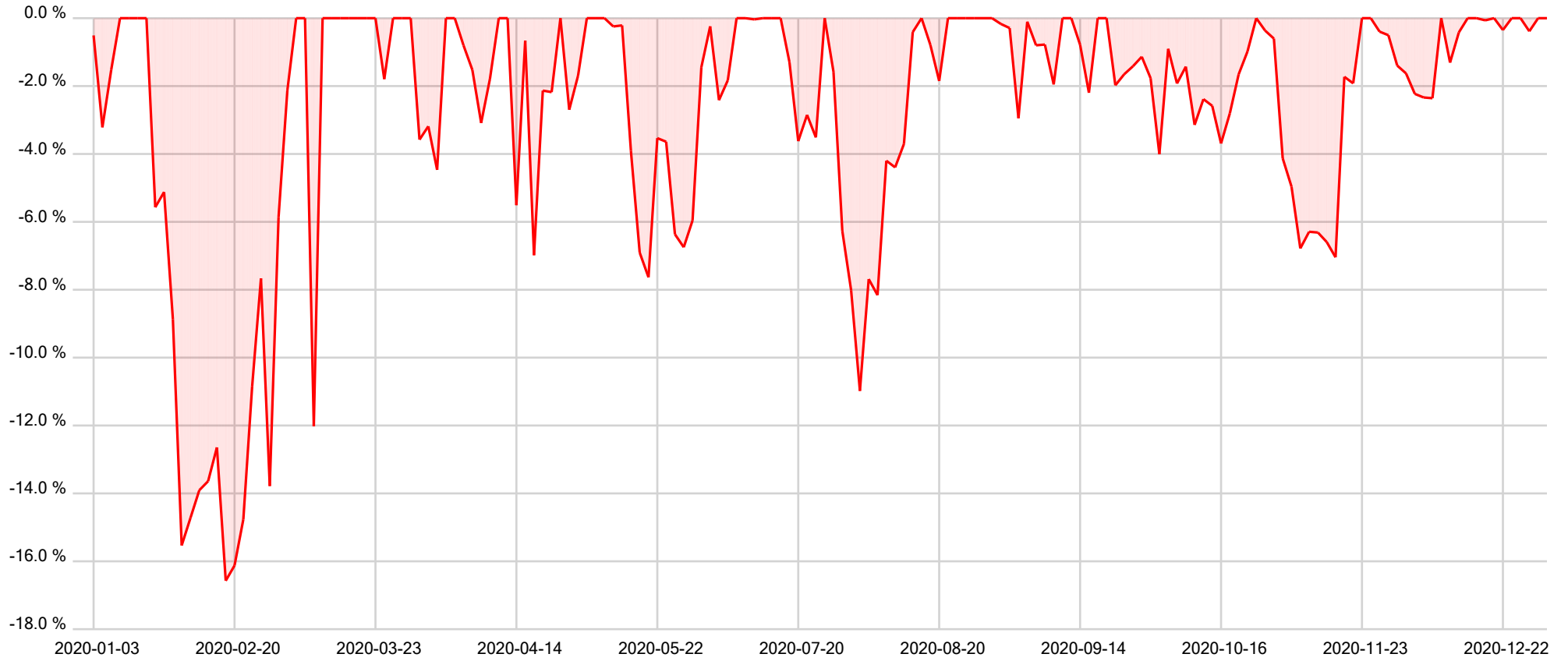
(02 Jan 2020 - 07 Jan 2021)

	Total	Long	Short
Avg Monthly return	15.74%	10.04%	9.64%
Avg Yearly return	198.18%	213.50%	91.58%


Equity



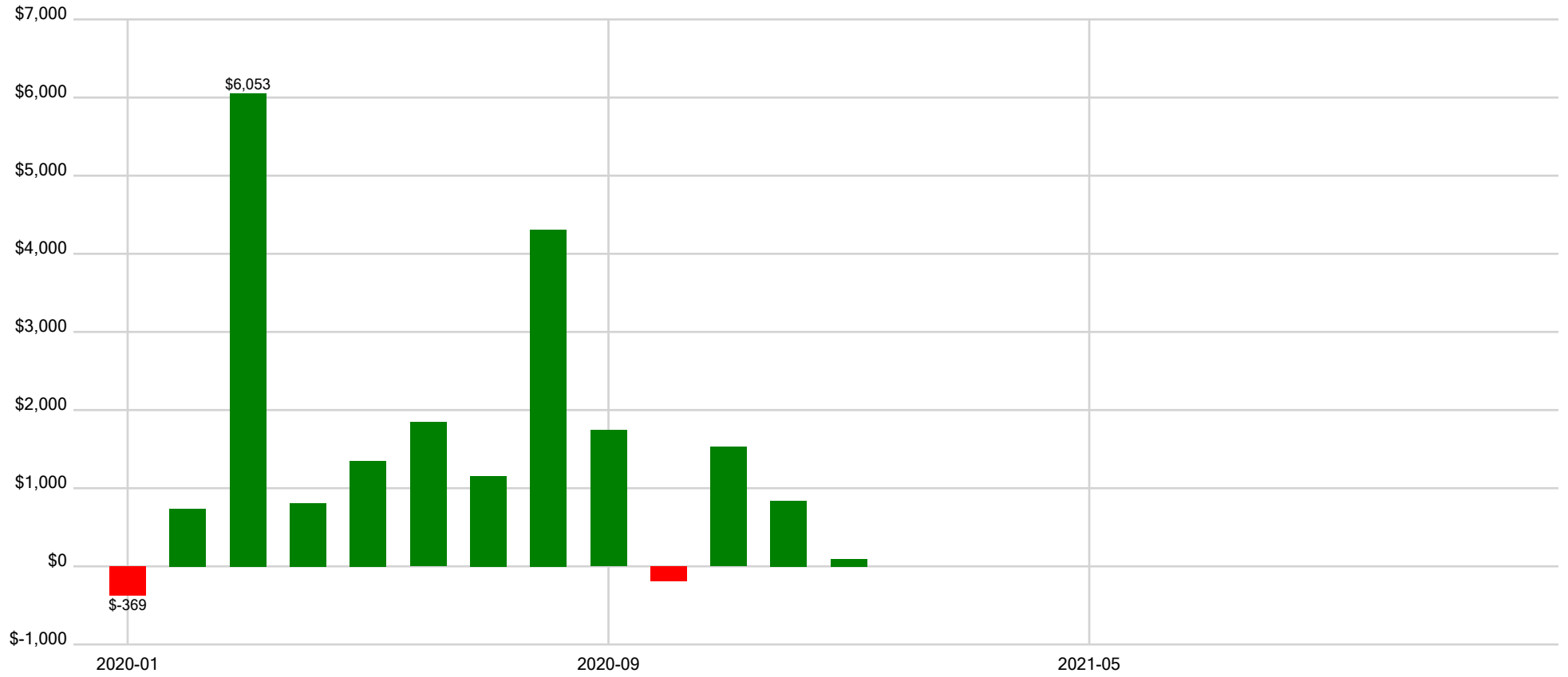
Drawdown



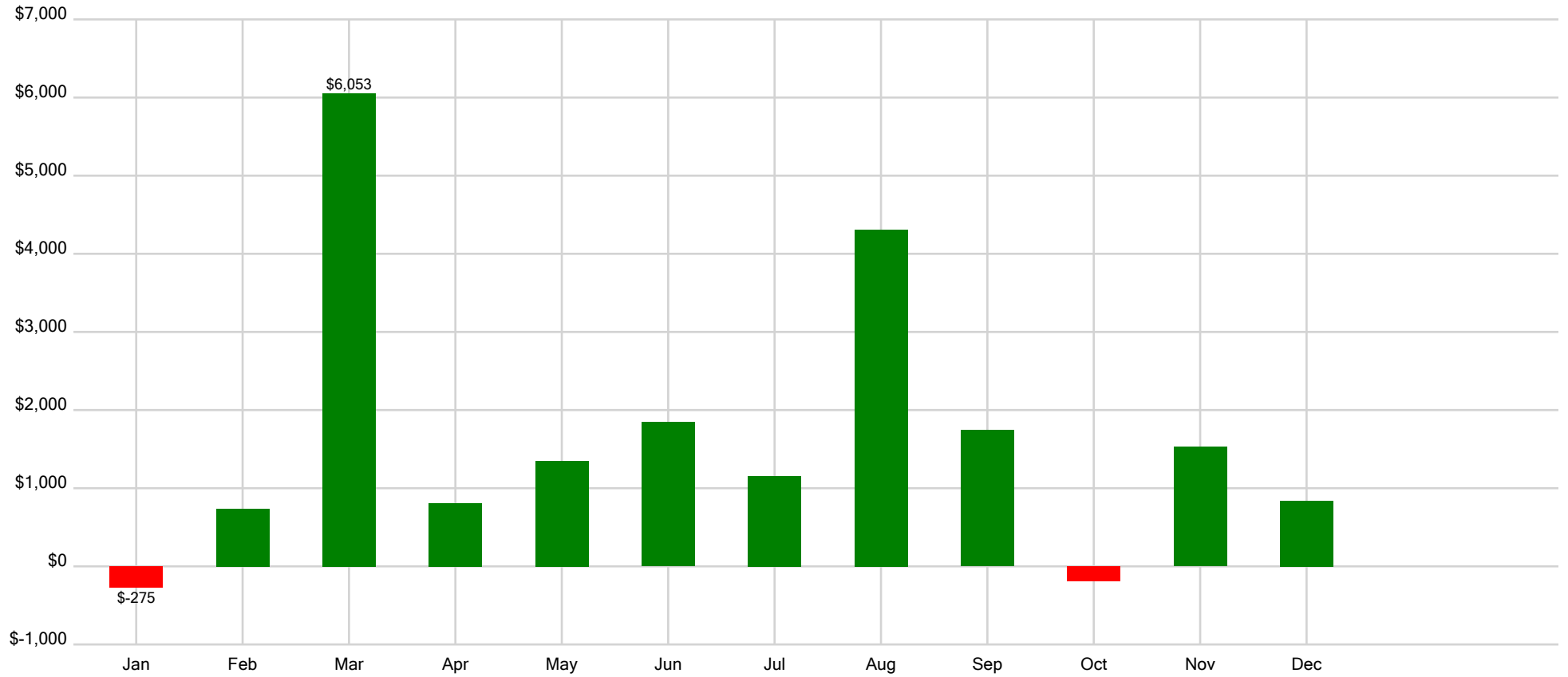
Yearly Returns



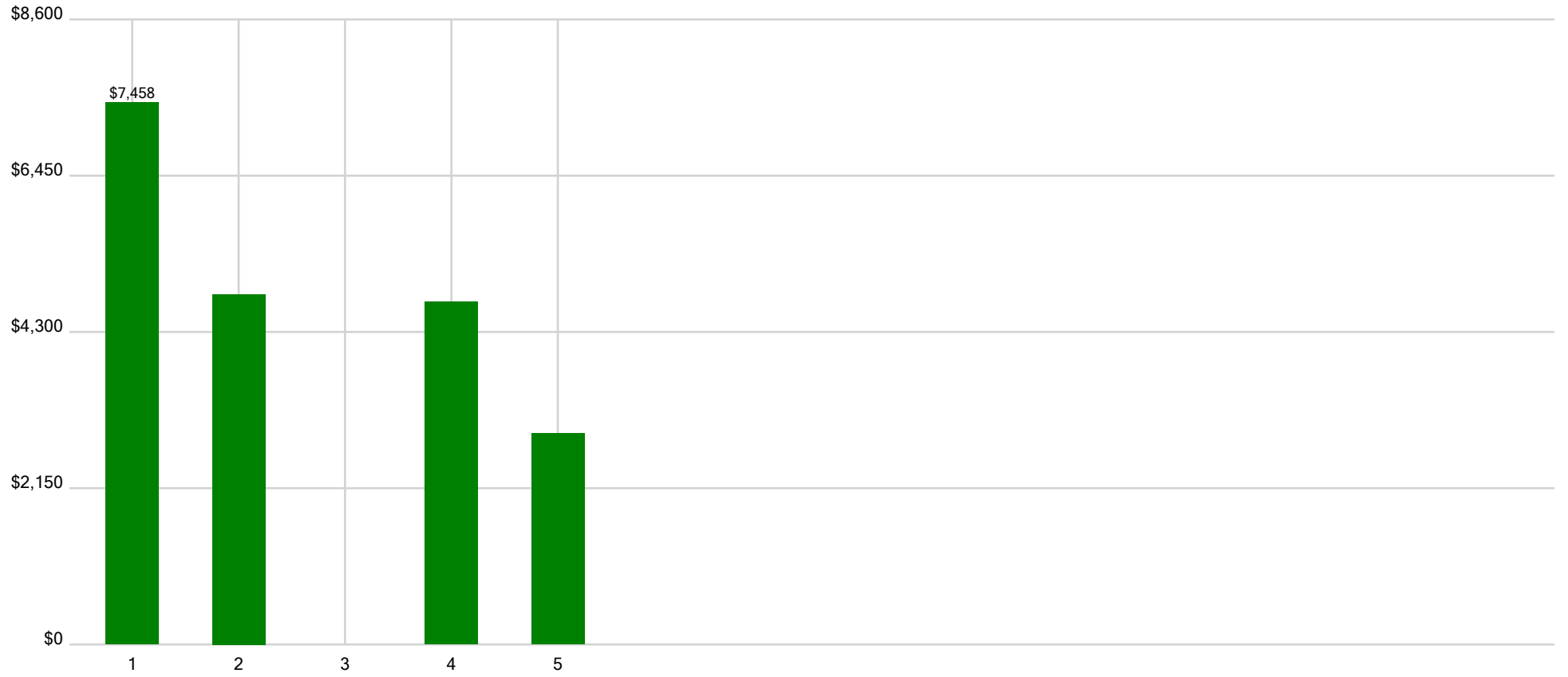
Monthly Returns



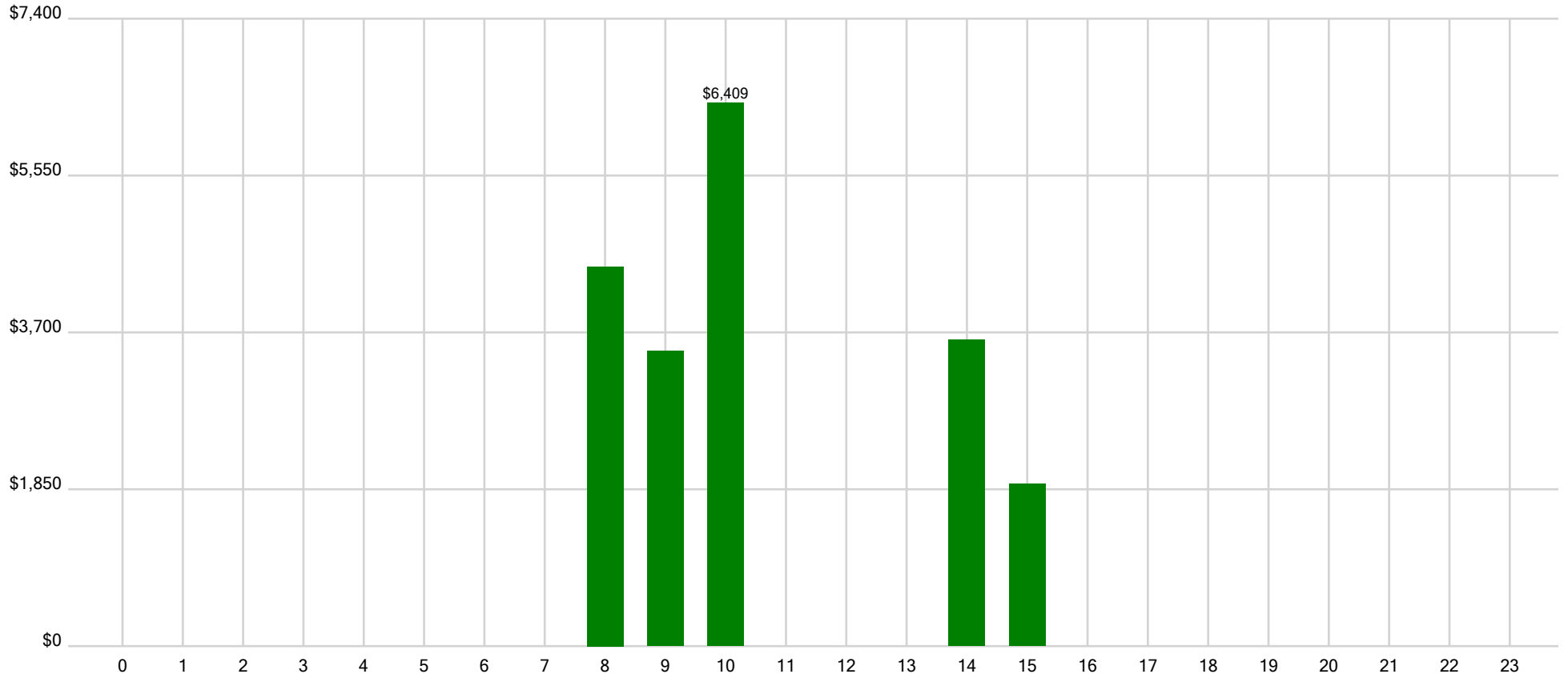
Month



Weekday



Hour



Trade number	Instrument	Market Pos	Qty	Entry Price	Entry Time	Exit Time	Exit Price	Commission	Profit	Equity
1	@GC	Sell	1	1,593.2	2020-01-02 09:56:00	2020-01-02 10:14:00	1,593.4	-5.4	-25.4	4,974.6
2	@GC	Sell	1	1,613	2020-01-03 15:34:00	2020-01-03 15:47:00	1,614.3	-5.4	-135.4	4,839.2
3	@GC	Sell	1	1,615.5	2020-01-09 08:44:00	2020-01-09 09:15:00	1,614.6	-5.4	84.6	4,923.8
4	@GC	Sell	1	1,616.9	2020-01-09 14:35:00	2020-01-09 16:01:00	1,615.2	-5.4	164.6	5,088.4
5	@GC	Buy	1	1,615	2020-01-10 09:12:00	2020-01-10 10:18:00	1,617.2	-5.4	214.6	5,303
6	@GC	Sell	1	1,619.9	2020-01-17 10:10:00	2020-01-17 10:50:00	1,618.7	-5.4	114.6	5,417.6
7	@GC	Buy	1	1,620.9	2020-01-21 15:27:00	2020-01-21 16:01:00	1,621.6	-5.4	64.6	5,482.2
8	@GC	Sell	1	1,617.1	2020-01-23 08:36:00	2020-01-23 09:16:00	1,620.1	-5.4	-305.4	5,176.8
9	@GC	Sell	1	1,625.5	2020-01-23 15:26:00	2020-01-23 15:46:00	1,625.2	-5.4	24.6	5,201.4
10	@GC	Sell	1	1,642.7	2020-01-27 10:28:00	2020-01-27 10:48:00	1,644.7	-5.4	-205.4	4,996
11	@GC	Buy	1	1,642.4	2020-01-30 08:48:00	2020-01-30 09:35:00	1,638.8	-5.4	-365.4	4,630.6
12	@GC	Sell	1	1,638.5	2020-02-03 15:09:00	2020-02-03 15:46:00	1,638	-5.4	44.6	4,675.2
13	@GC	Sell	1	1,632.2	2020-02-07 14:46:00	2020-02-07 15:55:00	1,631.7	-5.4	44.6	4,719.8
14	@GC	Sell	1	1,642	2020-02-17 09:42:00	2020-02-17 10:12:00	1,641.8	-5.4	14.6	4,734.4
15	@GC	Sell	1	1,651.2	2020-02-18 09:33:00	2020-02-18 10:03:00	1,650.6	-5.4	54.6	4,789
16	@GC	Sell	1	1,676.1	2020-02-20 08:34:00	2020-02-20 08:37:00	1,678.2	-5.4	-215.4	4,573.6
17	@GC	Sell	1	1,676.1	2020-02-20 08:50:00	2020-02-20 09:33:00	1,675.8	-5.4	24.6	4,598.2
18	@GC	Sell	1	1,679.9	2020-02-20 15:33:00	2020-02-20 16:01:00	1,679.1	-5.4	74.6	4,672.8
19	@GC	Sell	1	1,705.4	2020-02-21 15:50:00	2020-02-21 16:01:00	1,703.2	-5.4	214.6	4,887.4
20	@GC	Sell	1	1,734.7	2020-02-24 10:49:00	2020-02-24 11:36:00	1,732.9	-5.4	174.6	5,062
21	@GC	Buy	1	1,709.6	2020-02-25 15:23:00	2020-02-25 15:41:00	1,706.3	-5.4	-335.4	4,726.6
22	@GC	Sell	1	1,713.6	2020-02-27 10:57:00	2020-02-27 11:31:00	1,709.2	-5.4	434.6	5,161.2
23	@GC	Sell	1	1,703.2	2020-02-27 14:27:00	2020-02-27 14:59:00	1,701.1	-5.4	204.6	5,365.8
24	@GC	Buy	1	1,654.5	2020-03-02 09:33:00	2020-03-02 10:07:00	1,656	-5.4	144.6	5,510.4
25	@GC	Buy	1	1,713.5	2020-03-10 10:40:00	2020-03-10 11:02:00	1,713.8	-5.4	24.6	5,535
26	@GC	Sell	1	1,642.6	2020-03-13 08:40:00	2020-03-13 08:43:00	1,649.2	-5.4	-665.4	4,869.6
27	@GC	Sell	1	1,576.9	2020-03-13 15:34:00	2020-03-13 15:50:00	1,566.9	-5.4	994.6	5,864.2
28	@GC	Sell	1	1,525.5	2020-03-16 08:37:00	2020-03-16 08:41:00	1,519.5	-5.4	594.6	6,458.8
29	@GC	Sell	1	1,557.1	2020-03-16 15:31:00	2020-03-16 15:39:00	1,547.1	-5.4	994.6	7,453.4
30	@GC	Sell	1	1,590.2	2020-03-17 14:44:00	2020-03-17 15:05:00	1,580.2	-5.4	994.6	8,448

Trade number	Instrument	Market Pos	Qty	Entry Price	Entry Time	Exit Time	Exit Price	Commission	Profit	Equity
31	@GC	Buy	1	1,532.9	2020-03-19 08:37:00	2020-03-19 09:19:00	1,533.4	-5.4	44.6	8,492.6
32	@GC	Buy	1	1,532	2020-03-19 14:49:00	2020-03-19 15:15:00	1,536.5	-5.4	444.6	8,937.2
33	@GC	Sell	1	1,532.7	2020-03-19 15:59:00	2020-03-19 16:01:00	1,529.9	-5.4	274.6	9,211.8
34	@GC	Sell	1	1,617.2	2020-03-23 15:58:00	2020-03-23 16:01:00	1,618.8	-5.4	-165.4	9,046.4
35	@GC	Buy	1	1,722.2	2020-03-24 08:43:00	2020-03-24 08:55:00	1,734.7	-5.4	1,244.6	10,291
36	@GC	Sell	1	1,718.5	2020-03-26 09:43:00	2020-03-26 09:50:00	1,712.5	-5.4	594.6	10,885.6
37	@GC	Buy	1	1,698.1	2020-03-27 14:50:00	2020-03-27 15:04:00	1,702.6	-5.4	444.6	11,330.2
38	@GC	Sell	1	1,693.9	2020-03-30 10:08:00	2020-03-30 10:26:00	1,697.9	-5.4	-405.4	10,924.8
39	@GC	Buy	1	1,686.3	2020-03-30 14:28:00	2020-03-30 14:52:00	1,686.8	-5.4	44.6	10,969.4
40	@GC	Sell	1	1,671.6	2020-03-31 09:55:00	2020-03-31 10:15:00	1,673	-5.4	-145.4	10,824
41	@GC	Sell	1	1,672.7	2020-03-31 10:37:00	2020-03-31 10:51:00	1,666.7	-5.4	594.6	11,418.6
42	@GC	Sell	1	1,689.2	2020-04-02 15:48:00	2020-04-02 16:01:00	1,684.7	-5.4	444.6	11,863.2
43	@GC	Sell	1	1,684.8	2020-04-03 09:46:00	2020-04-03 10:21:00	1,685.7	-5.4	-95.4	11,767.8
44	@GC	Sell	1	1,722.5	2020-04-06 09:20:00	2020-04-06 09:37:00	1,723.3	-5.4	-85.4	11,682.4
45	@GC	Sell	1	1,734.8	2020-04-06 10:52:00	2020-04-06 11:44:00	1,736.6	-5.4	-185.4	11,497
46	@GC	Sell	1	1,758.3	2020-04-06 15:50:00	2020-04-06 16:01:00	1,756.7	-5.4	154.6	11,651.6
47	@GC	Sell	1	1,753.8	2020-04-07 08:52:00	2020-04-07 09:08:00	1,747.8	-5.4	594.6	12,246.2
48	@GC	Sell	1	1,740.1	2020-04-07 10:46:00	2020-04-07 11:16:00	1,739.9	-5.4	14.6	12,260.8
49	@GC	Sell	1	1,814.1	2020-04-14 08:47:00	2020-04-14 09:47:00	1,820.8	-5.4	-675.4	11,585.4
50	@GC	Sell	1	1,829.6	2020-04-14 10:48:00	2020-04-14 10:55:00	1,823.6	-5.4	594.6	12,180
51	@GC	Sell	1	1,760.9	2020-04-17 08:59:00	2020-04-17 09:20:00	1,768.6	-5.4	-775.4	11,404.6
52	@GC	Sell	1	1,764.7	2020-04-17 09:33:00	2020-04-17 10:12:00	1,758.7	-5.4	594.6	11,999.2
53	@GC	Sell	1	1,750.6	2020-04-20 10:04:00	2020-04-20 10:26:00	1,750.6	-5.4	-5.4	11,993.8
54	@GC	Buy	1	1,755.4	2020-04-20 14:44:00	2020-04-20 15:36:00	1,759.9	-5.4	444.6	12,438.4
55	@GC	Buy	1	1,768.4	2020-04-28 15:42:00	2020-04-28 15:51:00	1,765.1	-5.4	-335.4	12,103
56	@GC	Buy	1	1,763.5	2020-04-30 09:40:00	2020-04-30 11:01:00	1,764.8	-5.4	124.6	12,227.6
57	@GC	Buy	1	1,740.1	2020-05-01 10:37:00	2020-05-01 12:01:00	1,753.7	-5.4	1,354.6	13,582.2
58	@GC	Sell	1	1,761.6	2020-05-04 10:41:00	2020-05-04 10:52:00	1,755.6	-5.4	594.6	14,176.8
59	@GC	Buy	1	1,752.5	2020-05-05 09:14:00	2020-05-05 09:56:00	1,755.8	-5.4	324.6	14,501.4
60	@GC	Sell	1	1,748.4	2020-05-07 10:21:00	2020-05-07 11:08:00	1,748.7	-5.4	-35.4	14,466

Trade number	Instrument	Market Pos	Qty	Entry Price	Entry Time	Exit Time	Exit Price	Commission	Profit	Equity
61	@GC	Buy	1	1,754	2020-05-12 15:55:00	2020-05-12 16:01:00	1,754.1	-5.4	4.6	14,470.6
62	@GC	Sell	1	1,771.2	2020-05-14 09:19:00	2020-05-14 09:35:00	1,776.5	-5.4	-535.4	13,935.2
63	@GC	Sell	1	1,789.8	2020-05-19 10:06:00	2020-05-19 10:21:00	1,794.1	-5.4	-435.4	13,499.8
64	@GC	Sell	1	1,772.7	2020-05-21 15:56:00	2020-05-21 16:01:00	1,773.7	-5.4	-105.4	13,394.4
65	@GC	Sell	1	1,785.3	2020-05-22 08:57:00	2020-05-22 09:29:00	1,779.3	-5.4	594.6	13,989
66	@GC	Sell	1	1,782	2020-05-22 15:17:00	2020-05-22 15:38:00	1,782.1	-5.4	-15.4	13,973.6
67	@GC	Buy	1	1,773.9	2020-05-26 09:29:00	2020-05-26 09:43:00	1,770	-5.4	-395.4	13,578.2
68	@GC	Sell	1	1,768.9	2020-06-01 09:56:00	2020-06-01 10:11:00	1,769.4	-5.4	-55.4	13,522.8
69	@GC	Buy	1	1,760.3	2020-06-02 14:41:00	2020-06-02 15:34:00	1,761.5	-5.4	114.6	13,637.4
70	@GC	Buy	1	1,739.7	2020-06-04 08:31:00	2020-06-04 09:14:00	1,746.3	-5.4	654.6	14,292
71	@GC	Sell	1	1,752	2020-06-09 10:46:00	2020-06-09 11:32:00	1,750.2	-5.4	174.6	14,466.6
72	@GC	Sell	1	1,772	2020-06-12 09:01:00	2020-06-12 09:44:00	1,775.1	-5.4	-315.4	14,151.2
73	@GC	Sell	1	1,759.5	2020-06-15 15:30:00	2020-06-15 15:57:00	1,758.6	-5.4	84.6	14,235.8
74	@GC	Sell	1	1,755.2	2020-06-18 09:21:00	2020-06-18 10:26:00	1,749.2	-5.4	594.6	14,830.4
75	@GC	Sell	1	1,799.9	2020-06-22 10:33:00	2020-06-22 10:53:00	1,793.9	-5.4	594.6	15,425
76	@GC	Sell	1	1,823.9	2020-06-30 15:19:00	2020-06-30 16:01:00	1,823.9	-5.4	-5.4	15,419.6
77	@GC	Sell	1	1,821.5	2020-07-06 09:57:00	2020-07-06 10:17:00	1,815.5	-5.4	594.6	16,014.2
78	@GC	Sell	1	1,839.7	2020-07-13 09:49:00	2020-07-13 10:37:00	1,833.7	-5.4	594.6	16,608.8
79	@GC	Buy	1	1,830	2020-07-14 10:01:00	2020-07-14 11:40:00	1,838.1	-5.4	804.6	17,413.4
80	@GC	Sell	1	1,833.1	2020-07-17 08:43:00	2020-07-17 09:15:00	1,835.3	-5.4	-225.4	17,188
81	@GC	Sell	1	1,833.5	2020-07-17 09:46:00	2020-07-17 10:47:00	1,837.5	-5.4	-405.4	16,782.6
82	@GC	Sell	1	1,844.4	2020-07-20 10:59:00	2020-07-20 11:50:00	1,843	-5.4	134.6	16,917.2
83	@GC	Sell	1	1,843.4	2020-07-20 15:35:00	2020-07-20 16:01:00	1,844.5	-5.4	-115.4	16,801.8
84	@GC	Buy	1	1,900.3	2020-07-23 09:48:00	2020-07-23 10:41:00	1,912.8	-5.4	1,244.6	18,046.4
85	@GC	Buy	1	1,926.9	2020-07-24 10:47:00	2020-07-24 11:08:00	1,924.1	-5.4	-285.4	17,761
86	@GC	Sell	1	1,954.8	2020-07-28 09:33:00	2020-07-28 10:14:00	1,963.2	-5.4	-845.4	16,915.6
87	@GC	Sell	1	1,974.2	2020-07-28 15:06:00	2020-07-28 15:21:00	1,977.3	-5.4	-315.4	16,600.2
88	@GC	Sell	1	1,974.7	2020-07-30 09:29:00	2020-07-30 09:40:00	1,980	-5.4	-535.4	16,064.8
89	@GC	Sell	1	1,976	2020-07-30 10:00:00	2020-07-30 10:20:00	1,970	-5.4	594.6	16,659.4
90	@GC	Buy	1	1,977.9	2020-07-30 15:59:00	2020-07-30 16:01:00	1,977.1	-5.4	-85.4	16,574

Trade number	Instrument	Market Pos	Qty	Entry Price	Entry Time	Exit Time	Exit Price	Commission	Profit	Equity
91	@GC	Buy	1	1,988.2	2020-08-03 10:11:00	2020-08-03 11:16:00	1,995.4	-5.4	714.6	17,288.6
92	@GC	Sell	1	1,997.3	2020-08-04 08:46:00	2020-08-04 09:05:00	1,997.6	-5.4	-35.4	17,253.2
93	@GC	Sell	1	2,029.5	2020-08-04 14:33:00	2020-08-04 15:01:00	2,028.2	-5.4	124.6	17,377.8
94	@GC	Sell	1	2,077	2020-08-06 08:32:00	2020-08-06 08:37:00	2,071	-5.4	594.6	17,972.4
95	@GC	Buy	1	2,075.9	2020-08-06 14:32:00	2020-08-06 15:03:00	2,080.4	-5.4	444.6	18,417
96	@GC	Sell	1	1,997.5	2020-08-17 10:58:00	2020-08-17 11:13:00	1,998.9	-5.4	-145.4	18,271.6
97	@GC	Sell	1	2,024.4	2020-08-18 09:06:00	2020-08-18 09:22:00	2,026.3	-5.4	-195.4	18,076.2
98	@GC	Sell	1	1,952.9	2020-08-20 08:56:00	2020-08-20 08:57:00	1,946.9	-5.4	594.6	18,670.8
99	@GC	Buy	1	1,955.3	2020-08-20 14:17:00	2020-08-20 14:29:00	1,959.8	-5.4	444.6	19,115.4
100	@GC	Sell	1	1,945.2	2020-08-21 09:38:00	2020-08-21 09:52:00	1,939.2	-5.4	594.6	19,710
101	@GC	Sell	1	1,952.6	2020-08-21 15:36:00	2020-08-21 15:55:00	1,952.5	-5.4	4.6	19,714.6
102	@GC	Sell	1	1,967.6	2020-08-24 08:33:00	2020-08-24 08:38:00	1,961.6	-5.4	594.6	20,309.2
103	@GC	Sell	1	1,956.1	2020-08-24 10:27:00	2020-08-24 10:35:00	1,950.1	-5.4	594.6	20,903.8
104	@GC	Buy	1	1,944.2	2020-08-27 15:34:00	2020-08-27 15:48:00	1,943.9	-5.4	-35.4	20,868.4
105	@GC	Sell	1	1,943.1	2020-08-27 15:58:00	2020-08-27 16:01:00	1,943.3	-5.4	-25.4	20,843
106	@GC	Sell	1	1,970.4	2020-08-28 10:06:00	2020-08-28 10:49:00	1,975.9	-5.4	-555.4	20,287.6
107	@GC	Sell	1	1,983	2020-08-31 10:27:00	2020-08-31 10:42:00	1,977	-5.4	594.6	20,882.2
108	@GC	Buy	1	1,940	2020-09-04 09:20:00	2020-09-04 09:43:00	1,938.6	-5.4	-145.4	20,736.8
109	@GC	Sell	1	1,937.5	2020-09-04 09:48:00	2020-09-04 10:22:00	1,937.4	-5.4	4.6	20,741.4
110	@GC	Sell	1	1,947.7	2020-09-04 15:15:00	2020-09-04 15:41:00	1,950.1	-5.4	-245.4	20,496
111	@GC	Buy	1	1,926.6	2020-09-08 09:58:00	2020-09-08 10:31:00	1,939.1	-5.4	1,244.6	21,740.6
112	@GC	Sell	1	1,976.5	2020-09-10 10:26:00	2020-09-10 10:48:00	1,970.5	-5.4	594.6	22,335.2
113	@GC	Sell	1	1,963.3	2020-09-11 10:02:00	2020-09-11 10:21:00	1,965	-5.4	-175.4	22,159.8
114	@GC	Sell	1	1,973.1	2020-09-14 10:33:00	2020-09-14 11:01:00	1,976.2	-5.4	-315.4	21,844.4
115	@GC	Sell	1	1,925.2	2020-09-22 09:31:00	2020-09-22 09:52:00	1,919.2	-5.4	594.6	22,439
116	@GC	Sell	1	1,922.7	2020-09-22 10:35:00	2020-09-22 10:43:00	1,916.7	-5.4	594.6	23,033.6
117	@GC	Sell	1	1,863.6	2020-09-24 09:21:00	2020-09-24 09:28:00	1,868.1	-5.4	-455.4	22,578.2
118	@GC	Buy	1	1,868.4	2020-09-25 08:47:00	2020-09-25 09:16:00	1,869.2	-5.4	74.6	22,652.8
119	@GC	Sell	1	1,880.4	2020-09-28 09:45:00	2020-09-28 10:13:00	1,879.8	-5.4	54.6	22,707.4
120	@GC	Sell	1	1,879.4	2020-09-28 10:38:00	2020-09-28 11:02:00	1,878.7	-5.4	64.6	22,772

Trade number	Instrument	Market Pos	Qty	Entry Price	Entry Time	Exit Time	Exit Price	Commission	Profit	Equity
121	@GC	Sell	1	1,890.8	2020-09-28 15:33:00	2020-09-28 16:01:00	1,892.2	-5.4	-145.4	22,626.6
122	@GC	Buy	1	1,916.9	2020-10-01 09:33:00	2020-10-01 10:04:00	1,911.8	-5.4	-515.4	22,111.2
123	@GC	Buy	1	1,914.4	2020-10-01 10:43:00	2020-10-01 12:02:00	1,921.6	-5.4	714.6	22,825.8
124	@GC	Sell	1	1,914.2	2020-10-02 10:34:00	2020-10-02 10:37:00	1,916.5	-5.4	-235.4	22,590.4
125	@GC	Sell	1	1,914.4	2020-10-02 15:43:00	2020-10-02 16:01:00	1,913.2	-5.4	114.6	22,705
126	@GC	Sell	1	1,907.4	2020-10-08 09:06:00	2020-10-08 09:55:00	1,911.3	-5.4	-395.4	22,309.6
127	@GC	Sell	1	1,937.2	2020-10-12 09:01:00	2020-10-12 09:30:00	1,935.4	-5.4	174.6	22,484.2
128	@GC	Sell	1	1,902.6	2020-10-13 15:11:00	2020-10-13 16:01:00	1,903	-5.4	-45.4	22,438.8
129	@GC	Sell	1	1,915.5	2020-10-15 14:37:00	2020-10-15 15:33:00	1,918	-5.4	-255.4	22,183.4
130	@GC	Sell	1	1,920.3	2020-10-16 08:31:00	2020-10-16 09:11:00	1,918.2	-5.4	204.6	22,388
131	@GC	Sell	1	1,912	2020-10-16 15:06:00	2020-10-16 16:01:00	1,909.3	-5.4	264.6	22,652.6
132	@GC	Sell	1	1,912	2020-10-19 15:45:00	2020-10-19 16:01:00	1,910.4	-5.4	154.6	22,807.2
133	@GC	Sell	1	1,921.1	2020-10-23 08:43:00	2020-10-23 09:35:00	1,915.1	-5.4	594.6	23,401.8
134	@GC	Sell	1	1,913	2020-10-26 10:25:00	2020-10-26 10:39:00	1,913.8	-5.4	-85.4	23,316.4
135	@GC	Buy	1	1,916.3	2020-10-27 15:44:00	2020-10-27 16:01:00	1,915.8	-5.4	-55.4	23,261
136	@GC	Sell	1	1,869.9	2020-10-29 09:51:00	2020-10-29 09:57:00	1,878.1	-5.4	-825.4	22,435.6
137	@GC	Sell	1	1,900.8	2020-11-02 15:39:00	2020-11-02 15:56:00	1,902.7	-5.4	-195.4	22,240.2
138	@GC	Sell	1	1,911.9	2020-11-03 10:26:00	2020-11-03 10:38:00	1,916.1	-5.4	-425.4	21,814.8
139	@GC	Sell	1	1,872.6	2020-11-09 15:42:00	2020-11-09 16:01:00	1,871.4	-5.4	114.6	21,929.4
140	@GC	Sell	1	1,885.9	2020-11-10 10:27:00	2020-11-10 10:56:00	1,885.9	-5.4	-5.4	21,924
141	@GC	Sell	1	1,884.5	2020-11-12 10:45:00	2020-11-12 11:30:00	1,885.1	-5.4	-65.4	21,858.6
142	@GC	Sell	1	1,881.3	2020-11-12 14:49:00	2020-11-12 14:59:00	1,882.3	-5.4	-105.4	21,753.2
143	@GC	Buy	1	1,882	2020-11-16 08:34:00	2020-11-16 09:36:00	1,894.5	-5.4	1,244.6	22,997.8
144	@GC	Sell	1	1,864.7	2020-11-19 10:54:00	2020-11-19 11:25:00	1,865.1	-5.4	-45.4	22,952.4
145	@GC	Buy	1	1,872.8	2020-11-20 09:02:00	2020-11-20 09:48:00	1,881.5	-5.4	864.6	23,817
146	@GC	Sell	1	1,843	2020-11-23 15:40:00	2020-11-23 16:01:00	1,840.3	-5.4	264.6	24,081.6
147	@GC	Sell	1	1,783.5	2020-11-30 14:36:00	2020-11-30 14:48:00	1,784.4	-5.4	-95.4	23,986.2
148	@GC	Sell	1	1,783.3	2020-11-30 15:15:00	2020-11-30 15:29:00	1,783.5	-5.4	-25.4	23,960.8
149	@GC	Sell	1	1,812.9	2020-12-01 09:31:00	2020-12-01 09:40:00	1,815	-5.4	-215.4	23,745.4
150	@GC	Sell	1	1,817.7	2020-12-01 14:56:00	2020-12-01 16:01:00	1,818.2	-5.4	-55.4	23,690



Trade number	Instrument	Market Pos	Qty	Entry Price	Entry Time	Exit Time	Exit Price	Commission	Profit	Equity
151	@GC	Sell	1	1,840	2020-12-04 15:25:00	2020-12-04 15:40:00	1,841.4	-5.4	-145.4	23,544.6
152	@GC	Sell	1	1,840	2020-12-04 15:49:00	2020-12-04 16:01:00	1,840.2	-5.4	-25.4	23,519.2
153	@GC	Sell	1	1,863.4	2020-12-07 14:57:00	2020-12-07 15:18:00	1,863.4	-5.4	-5.4	23,513.8
154	@GC	Sell	1	1,874.2	2020-12-08 09:55:00	2020-12-08 10:04:00	1,868.2	-5.4	594.6	24,108.4
155	@GC	Buy	1	1,874.2	2020-12-08 10:34:00	2020-12-08 10:44:00	1,871.1	-5.4	-315.4	23,793
156	@GC	Sell	1	1,876.9	2020-12-08 14:37:00	2020-12-08 15:37:00	1,874.7	-5.4	214.6	24,007.6
157	@GC	Sell	1	1,855.2	2020-12-15 09:02:00	2020-12-15 09:46:00	1,853.6	-5.4	154.6	24,162.2
158	@GC	Sell	1	1,854	2020-12-15 10:33:00	2020-12-15 11:24:00	1,851.2	-5.4	274.6	24,436.8
159	@GC	Sell	1	1,897.4	2020-12-17 10:20:00	2020-12-17 10:46:00	1,897.5	-5.4	-15.4	24,421.4
160	@GC	Buy	1	1,886	2020-12-18 15:54:00	2020-12-18 16:01:00	1,886.6	-5.4	54.6	24,476
161	@GC	Sell	1	1,885.6	2020-12-21 09:17:00	2020-12-21 09:32:00	1,886.4	-5.4	-85.4	24,390.6
162	@GC	Sell	1	1,883.4	2020-12-22 09:33:00	2020-12-22 10:01:00	1,881.1	-5.4	224.6	24,615.2
163	@GC	Sell	1	1,867.2	2020-12-22 15:17:00	2020-12-22 15:51:00	1,865.9	-5.4	124.6	24,739.8
164	@GC	Sell	1	1,882.1	2020-12-29 15:02:00	2020-12-29 15:09:00	1,883	-5.4	-95.4	24,644.4
165	@GC	Sell	1	1,901.4	2020-12-31 09:26:00	2020-12-31 10:06:00	1,899.8	-5.4	154.6	24,799
166	@GC	Sell	1	1,917.3	2021-01-07 15:10:00	2021-01-07 15:43:00	1,916.3	-5.4	94.6	24,893.6